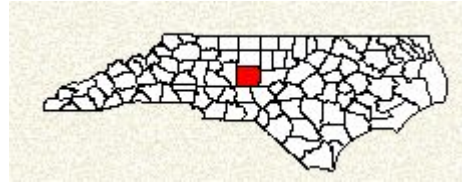


About Randolph County, North Carolina



Gently rolling hills, river valleys, and forest land characterize Randolph County's 790 square miles. Founded by Quaker settlers in the 1780's, the area offered rich farmland and rivers that provided abundant waterpower. Randolph County is home to the Uwharrie Mountains, one of the world's oldest mountain ranges.

Randolph County is strategically located in the geographic center of North Carolina. It is the 11th largest county in North Carolina and has the 17th highest population in the state. Nine municipalities are incorporated within the county with Asheboro as the county seat. Asheboro is approximately 70 miles from Raleigh, the State Capital, and from Charlotte, the state's largest city.

Randolph County is a part of the Piedmont Triad region, a six-county area whose central location puts it within 90 miles of the Blue Ridge Mountains to the west and within 200 miles of the Atlantic Ocean to the east. The county sits in the middle of the Eastern Seaboard, within 500 miles of half of the nation's population and largest markets.

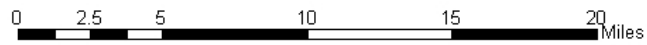
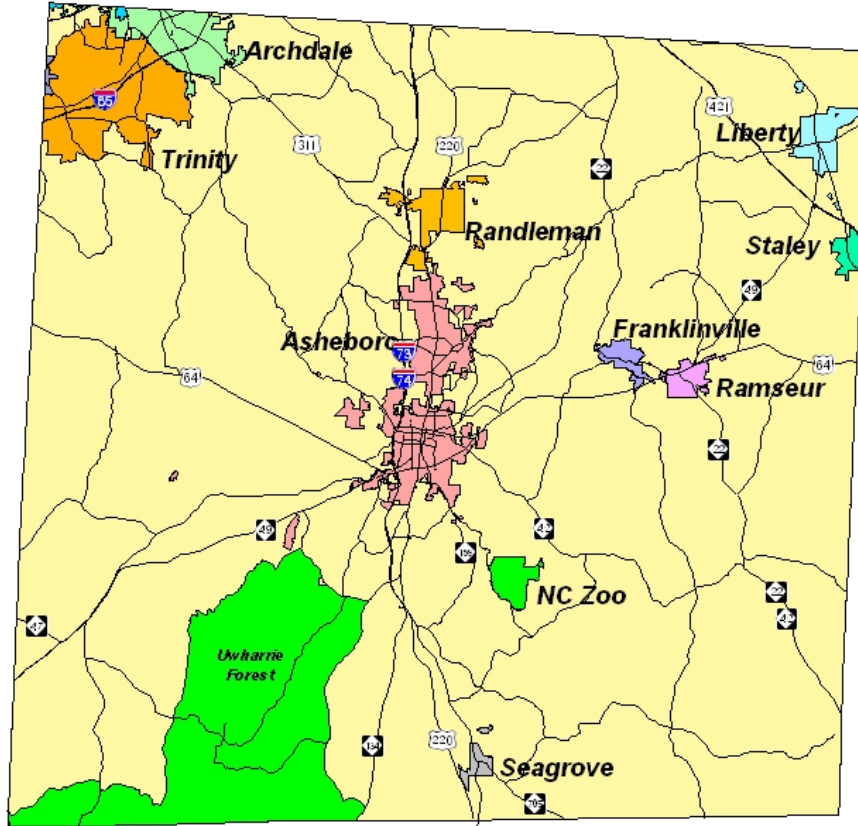
Long known as a manufacturing center, traditional industries included textiles, apparel, and furniture along with agriculture. The area's economic base has transitioned to a technology based and value added manufacturing.

Although Randolph County is a part of the largest metropolitan area located entirely within North Carolina, it is still small-town living at its best - close enough to larger cities to have access to the amenities, but small enough to escape such urban problems as traffic congestion, higher unemployment, and an increasing crime rate.

Randolph County is home to the North Carolina State Zoological Park, the nation's largest natural-habitat zoo with 500 acres of exhibits and over 1,000 animals. Also located in the County are the Richard Petty Museum (celebrating NASCAR's all-time career victory leader), the Uwharrie National Forest, and the Seagrove area potteries, which enjoy an international reputation for exceptional hand thrown pottery.

Randolph County is also proud to be the home of the Victory Junction Gang Camp, founded by NASCAR's famed Petty family. This facility will provide camping experiences for chronically ill children on a 65-acre site near Randleman. The camp is the latest of the "Hole in the Wall Gang Camps" founded by actor Paul Newman.

Randolph County, North Carolina



2000 Population: 130,454 (16th in State)
Size: 792 square miles (11th in State)