


Education

Summary of Education Budget

	2004-2005	2005-2006	2006-2007		
	Actual	Final Approved	Agency Request	Proposed	Final Approved
Expenditures:					
Asheboro City Schools	4,089,849	4,430,518	5,200,000	4,571,449	4,620,749
Randolph County Schools	15,676,469	16,795,492	19,607,570	17,590,941	17,791,641
Randolph Community College	2,370,119	2,767,732	2,961,938	2,869,469	2,944,469
Total Expenditures	22,136,437	23,993,742	27,769,508	25,031,859	25,356,859
Revenues:					
Total Revenues	-	-	-	-	-
General County Revenues Provided (Needed)	(22,136,437)	(23,993,742)	(27,769,508)	(25,031,859)	(25,356,859)
Other Financing Sources: Appropriated Fund Balance	-	2,926,463	1,850,000	1,850,000	1,778,158
Net General County Revenues (Needed)	(22,136,437)	(21,067,279)	(25,919,508)	(23,181,859)	(23,578,701)



Appropriations For Education

Department

Counties within North Carolina supplement their local school districts beyond the federal and state funding available for current operations and capital needs. There are two public school systems within Randolph County: the Randolph County Schools and the Asheboro City Schools. Appropriations are allocated between the two school districts based upon their respective proportion of total student enrollment, using average daily membership (ADM). The County also provides financial support for the operating and facility needs of Randolph Community College, which has campus locations in Asheboro and Archdale.

Randolph County allocates funds to these organizations in two main categories: Current (for operating costs such as salaries and supplies) and Capital (for equipment, building repairs, and vehicles). Within these categories, however, the Boards have discretion regarding the use of these County appropriations.

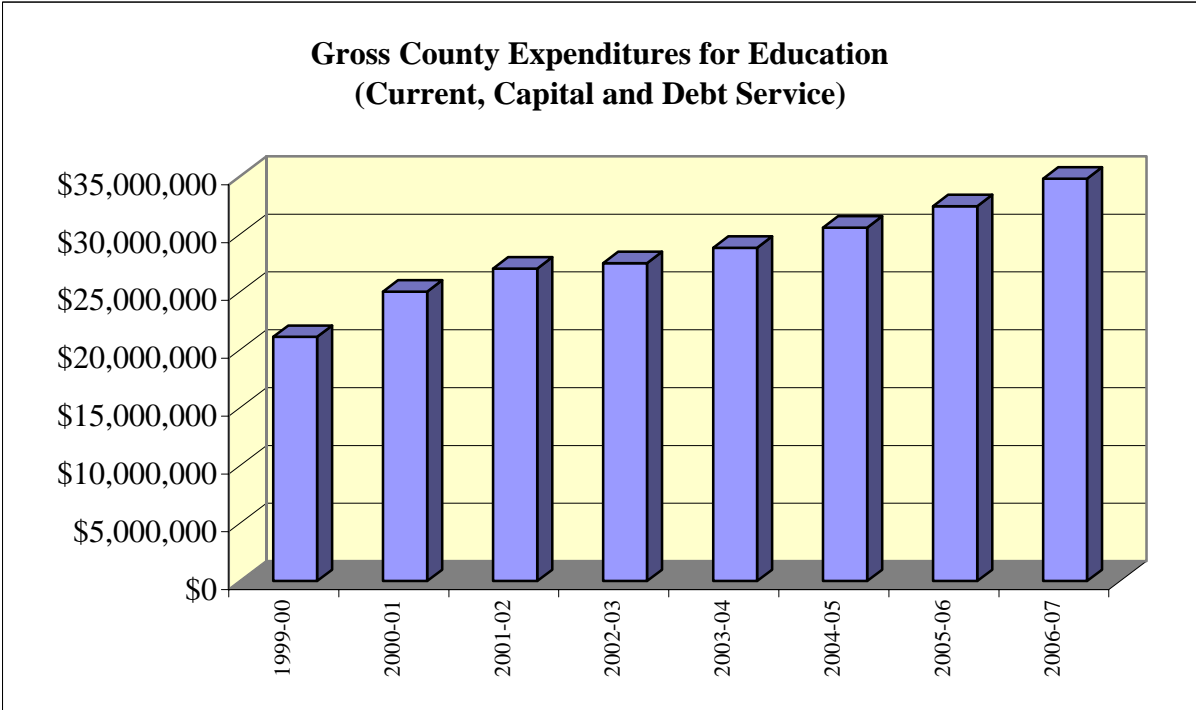
These County appropriations are in addition to school related debt service (principal and interest on debt issued to finance the construction of school facilities). The County currently has outstanding debt for all three school systems.

CONTRIBUTIONS TO OTHER AGENCIES

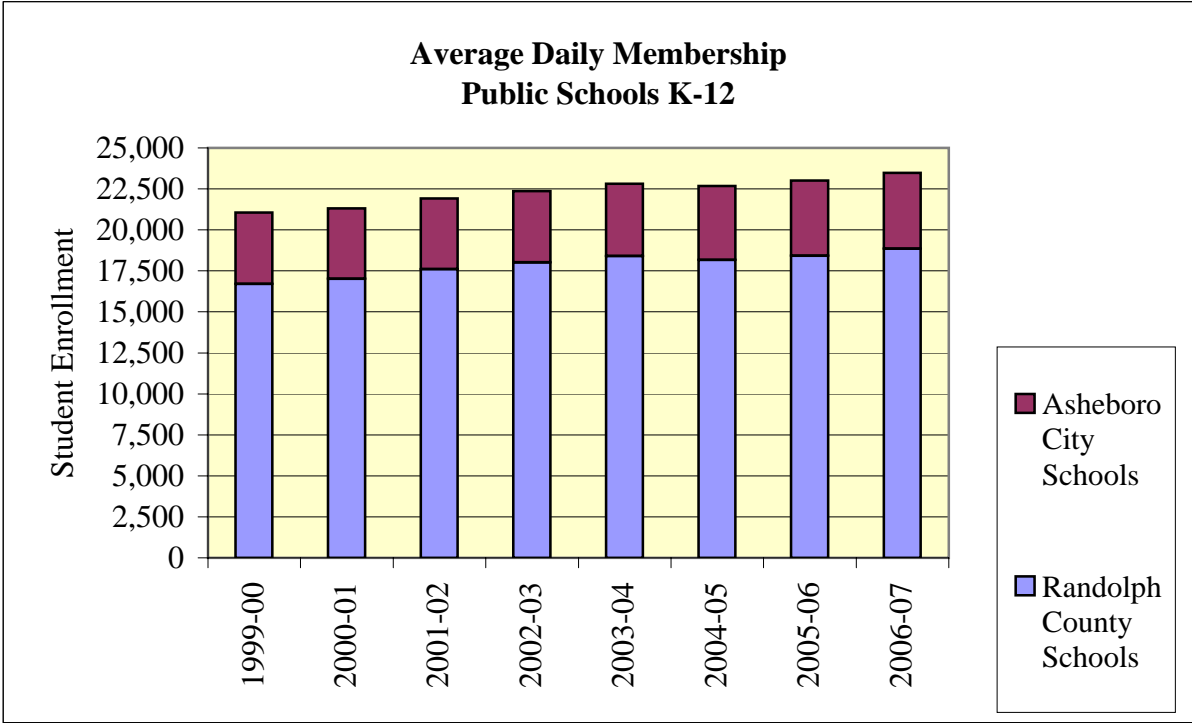
Randolph County Schools - operates seventeen elementary, seven middle, and four high schools for children not living within the city school district. In addition to County appropriations, it receives a supplemental school district property tax for use in schools in the Archdale area of the county. It is governed by a publicly elected board of seven members.

Asheboro City Schools - operates five elementary, two middle and one high school for students living within the Asheboro school district. In addition to the County appropriations, it receives a supplemental school district property tax for use in its system. It is governed by a publicly elected board of eleven members.

Randolph Community College - is part of the North Carolina Community College System and is governed by a thirteen-member board of trustees who are appointed by the State, the County, and the two local boards of education.



Certain revenues are restricted for use to pay debt service on school construction; these are a statutory portion of the sales tax and state funds from the Public School Building Capital Fund. After adjusting for these resources, the remainder of the total expenditures for education is funded with general county revenues. Of the 53.5 cent tax rate, 31.5 cents was required for current, capital, and debt service for schools.



Student enrollment has grown slightly in recent years, averaging 1.5 percent between 2002 and 2006. A 2.05% growth rate is projected in 2006-07.

APPROPRIATIONS FOR EDUCATION

Department

BUDGET HIGHLIGHTS

Funding to the two public school systems and the community college for current expense increased 6.4%. Total funding for capital expense rose slightly. Funds are not designated by the County Commissioners for specific costs, other than the broad categories of Current Expense and Capital Outlay. Funds are allocated between the two public schools based upon their average daily membership (ADM). The ADM for total K-12 students increased 2%. However, due to the variation in student enrollment, the ratio for each public school system changed from the prior year. The membership statistics for both the current and upcoming years are as follows:

	2005-2006		2006-2007	
	ADM	Percentage	ADM	Percentage
Randolph County Schools	18,417	80.07%	18,851	80.28%
Asheboro City Schools	4,584	19.93%	4,631	19.72%
	23,001	100.00%	23,482	100.00%

TOTAL DEPARTMENT BUDGET

	2004-2005	2005-2006	2006-2007		
	Actual	Final Approved	Agency Request	Proposed	Final Approved
Expenditures:					
Asheboro City Schools					
Current	3,331,558	3,612,250	4,200,000	3,753,181	3,802,481
Capital	567,983	568,268	600,000	568,268	568,268
Construction Capital	190,308	250,000	400,000	250,000	250,000
Randolph County Schools					
Current	13,393,130	14,512,438	16,660,800	15,277,741	15,478,441
Capital	2,283,339	2,283,054	2,946,770	2,313,200	2,313,200
Randolph Community College					
Current	1,936,786	2,034,732	2,228,938	2,136,469	2,211,469
Capital	433,333	733,000	733,000	733,000	733,000
Total Expenditures	22,136,437	23,993,742	27,769,508	25,031,859	25,356,859
Revenues:					
Total Revenues	-	-	-	-	-
General County Revenues					
Provided (Needed)	(22,136,437)	(23,993,742)	(27,769,508)	(25,031,859)	(25,356,859)
Other Financing Sources:					
Appropriated Fund Balance	-	2,926,463	1,850,000	1,850,000	1,778,158
Net General County Revenues					
Provided (Needed)	(22,136,437)	(21,067,279)	(25,919,508)	(23,181,859)	(23,578,701)