

RANDOLPH COUNTY

725 McDowell Road
Asheboro, NC 27205
Tel: (336) 318-6304

Email: ahalexander@co.randolph.nc.us

REQUEST FOR BIDS

Bid# 11-0420

FOR

RANDOLPH COUNTY EMERGENCY MEDICAL CARE VEHICLES

Issued on: Wednesday, May 11, 2011

Due Date: Thursday, May 26, 2011 at 11:00 A.M. EST

Administered by: Audrey Alexander, Purchasing Officer

Table of Contents

1.1	NOTICE TO VENDORS	4
1.2	INTENT OF THIS RFB	5
SECTION 2 - SCOPE, PURPOSE AND CLASSIFICATION.....		6
2.1	SCOPE	6
2.2	PURPOSE	6
2.3	CLASSIFICATIONS	6
2.4	GENERAL.....	6
2.5	MATERIALS	7
2.6	MANUFACTURING ABILITY	7
SECTION 3 -- REQUEST FOR BIDS.....		8
3.1	ISSUING OFFICE AND INQUIRIES	8
3.2	IMPORTANT DATES.....	8
3.3	TRADE OR BRAND NAME	9
3.4	SUBMISSION OF BIDS	9
3.5	ADDENDA.....	10
3.6	CONTENT OF BID	10
3.7	BID PRICING.....	10
3.8	EXCEPTIONS TO THE RFB.....	10
3.9	BID WITHDRAWAL	10
3.10	BIDS PROPERTY OF COUNTY.....	11
3.11	REJECTION OF BID	11
3.12	DISQUALIFICATION OF VENDORS.....	11
3.13	AWARD	11
3.14	NOTIFICATION OF AWARD	11
3.15	Piggyback of Award.....	12
3.16	INFORMATION AND DESCRIPTIVE MATERIAL	12
3.17	VENDOR'S STANDING	12
3.18	VENDOR'S GUARANTEE	12
3.19	DELIVERY COMPLETION REQUIREMENT.....	13
3.20	INSPECTIONS	13
3.21	NON-COLLUSION	13
3.22	WARRANTY	13
3.23	TAXES	14
3.24	PAYMENT	14
3.25	MINORITY BUSINESS ENTERPRISE.....	14
3.26	INDEMNIFICATION	15

4.0	TECHNICAL REQUIREMENTS – CHASSIS	16
	GENERAL VEHICULAR DESIGN, TYPES, AND FLOOR PLAN:	16
4.1	MANUFACTURER AND MODEL YEAR	16
4.2	Model Type	16
4.3	Upgrade Package	16
4.4	Ambulance Prep Package	17
4.5	GVW	17
4.6	Axles and Suspension	17
4.7	Electrical	17
4.8	Electrical Generating System	17
4.9	Engine	17
4.10	Engine Block Heater	17
4.11	Engine High-Idle Speed Control, Automatic	18
4.12	Exhaust System	18
4.13	Fuel Tank	18
4.14	Tires and Rims	18
4.15	Transmission	18
4.16	Air Conditioning and Heater	18
4.17	Glass	18
4.18	Horns	19
4.19	Instrument Console	19
4.20	Instruments and Gauges	19
4.21	Mirrors	19
4.22	Radio	19
4.23	Seats	19
4.24	Speed Control and Steering Wheel	19
4.25	Driver, Passenger Air Bags and Restraint Pre-Tensioning Devices	20
4.26	Mud Flaps	20
4.27	Running Boards	20
4.28	Daytime Running Lights	20
5.0	ELECTRICAL SYSTEM AND COMPONENTS	21
6.0	VEHICLE LIGHTING AND WARNING REQUIREMENTS	28
9.0	ENVIRONMENTAL SYSTEMS	47
10.0	ADDITIONAL EQUIPMENT, ACCESSORIES AND SUPPLIES	48
11.0	PAINTING PREPARATION, PAINTING, COLOR, AND MARKERS	49
12.0	QUALITY ASSURANCE PROVISIONS	52
13.0	TESTS	53
14.0	REFERENCES AND STANDARDS	55
	APPENDIX A – EXCEPTION FORM	56
	ANTI-COLLUSION AFFIDAVIT	57
	BIDDER’S RESPONSE	58
	BID FORM	59
	RFB ITEMS CHECK LIST	60

1.1 Notice to Vendors

Pursuant to General Statutes of North Carolina Section 143-129 as amended, **sealed bids** will be received by the Purchasing Officer for Randolph County from experienced, qualified vendors for the following:

REQUEST FOR BIDS 11-0420

Two (2) Type III Class 1 (4 x 2) DRW KKK Certified 2010 or newer Ambulances

Proposals will be accepted until **Wednesday, May 26, 2011 at 11:00 A.M. EST** at the Purchasing Department in the Randolph County Office Building, 725 McDowell Road, 2nd Floor, Asheboro, North Carolina 27205. Proposal may be brought to the public proposal opening prior to 11:00 A.M. May 26, 2011. Complete specifications and instructions are attached herewith.

Plans and bid documents may be obtained from Audrey Alexander, Purchasing Officer, at the Randolph County Office Building, 725 McDowell Road 2nd Floor, Asheboro, NC 27205.

Proposals shall be submitted on the standard forms furnished by the County and shall be submitted in a sealed envelope identifying the bidder's name and the bid number on the face of the envelope.

A bid deposit is not required with this Request for Bids.

Submission of any bid signifies the Vendor's agreement that its' bid and the content thereof are valid for 90 days (three months) following the submission deadline and will become part of the contract that is negotiated between Randolph County and the successful vendor. All prices submitted with the proposal shall remain in effect for the 90-day period.

Sincerely,

Audrey H. Alexander

Audrey H. Alexander
Purchasing Officer

1.2 Intent of this RFB

This Request for Bids (RFB) is intended to provide vendors with a common, uniform set of specifications to assist them in the development of their bids and to provide a uniform method for the County to fairly evaluate bids and subsequently select a vendor from which to purchase these ambulances.

In responding to this RFB, vendors should follow the prescribed format and use the forms included, thus providing the County with data that is easily compared with data submitted by other vendors in order to fairly and objectively evaluate the proposals.

The County assumes no responsibility for conclusions or interpretations derived from the information presented in this RFB, or otherwise distributed or made available during this procurement process. In addition, the County will not be bound by or be responsible for any explanation, interpretation or conclusions of this RFB or any documents provided by the County other than those given in writing by the County through the issuance of addenda. In no event may a vendor rely on any oral statement by the County or its' agents, advisors or consultants. It is the full responsibility of the vendor to thoroughly investigate the needs/requirements of the County not necessarily assumed in this RFB and to submit a bid for:

Two (2) Type III, Class 1 (4 X 2) DRW KKK Certified 2010 or newer Ambulances
that have been designed, tested and proven to most efficiently meet the needs/requirements of the County.

This RFB is in compliance with the laws of the State of North Carolina.

Section 2 - SCOPE, PURPOSE and CLASSIFICATION

2.1 Scope

These specifications cover a new, commercially produced surface medical care vehicle, and hereinafter referred to as ambulance or vehicle. A vehicle in compliance with these specifications shall be defined as a standard ambulance. This vehicle shall be in accordance with the Ambulance Design Criteria of the National Highway Traffic Administration, U.S. Department of Transportation in Washington, D.C. These bid specifications are based on the Federal Ambulance Specification KKK-A-1822E.

2.2 Purpose

The purpose of this document is to provide minimum specifications and test parameters for the manufacture of an emergency medical care vehicle that meets the needs and desires of this Agency. This document also establishes essential criteria for the design, performance, equipment and appearance of the vehicle. The object is to provide a vehicle that is in accordance with nationally recognized guidelines.

2.3 Classifications

In accordance with KKK-A-1822F, these specifications call for the following type of vehicle:

Type III-AD (Additional Duty) Ambulance (14,001 GVWR or more).
Type III-AD shall be a Cutaway Van with Integrated modular body with increased FVWR, storage and payload.

2.4 General

This is an engineer, design, construct and deliver type specification and it is not the intention of this Agency to eliminate or disqualify vendors or manufacturers of similar or equal equipment of the types specified. It should be noted, however, that this specification is written around specific needs of this Agency. With the intent to standardize certain components, therefore, in numerous places we have named specific brands of components. This has been done to establish a certain standard of equality. Other brands will only be accepted providing the vendor provides documentation in the bid that the particular brand offered meets or exceeds the quality of the actual brand called for in the specification.

2.5 Materials

The emergency medical care vehicle, chassis, ambulance body, equipment, devices, medical accessories and electronic equipment to be delivered under this contract shall be standard commercial products, which meet or exceed the requirements of this specification. The ambulance shall comply with all Federal Motor Vehicle Safety Standards (FMVSS), the Federal regulations applicable or specified for the year of manufacture. The chassis, components and optional items shall be as represented in the manufacturer's current technical data. Materials used in the construction shall be new and not less than the quality conforming to current engineering and manufacturing practices. Materials shall be free of defects and suitable for service intended.

2.6 Manufacturing Ability

It is not required that the entire ambulance unit be built by the seller. Accessories such as light bars, sirens, etc..., are not considered as basic components of the modular body. The ambulance manufacturer must have significant experience in the construction of modular ambulance bodies and have built a minimum of 2,000 such bodies. In addition, the Bidder/Manufacturer must include with this bid, proof of \$10,000,000.00 product liability coverage. NO EXCEPTIONS.

Section 3 -- REQUEST FOR BIDS

3.1 Issuing Office and Inquiries

This Request for Bids (RFB) is issued by Randolph County Purchasing Office on behalf of Randolph County. Any inquiries, clarifications, or interpretations regarding this RFB should be directed in writing to:

Audrey Alexander
Purchasing Officer
Randolph County Administration
725 McDowell Road
Asheboro, NC 27205
(336) 318-6304
ahalexander@co.randolph.nc.us

Responses to inquiries that affect the content of this RFB will be provided in writing to all recipients of the RFB through an addendum that will be posted on the County website, www.co.randolph.nc.us. It is the responsibility of each vendor to inquire about any aspect of the RFB that is not fully understood or is believed to be susceptible to more than one interpretation. The County will accept only written inquiries regarding this RFB until Monday, May 16, 2011 at 5:00 P.M. All times listed are understood to be Eastern Standard Time unless otherwise noted. The County's interpretation of the RFB shall be controlling in all cases.

3.2 Important Dates

Issue Date:	Wednesday, May 11, 2011
Final Date for Written Questions:	Monday, May 16, 2011
Final Date for Addenda Posting:	Thursday, May 19, 2011
Deadline for Submitting Proposals:	Thursday, May 26, 2011 – 11:00 a.m.
Proposal Opening:	Thursday, May 26, 2011 – 11:00 a.m.
Anticipated Award Date (tentative):	Monday, July 11, 2011

3.3 Trade or Brand Name

When a trade or brand name for a particular article or object is specified, it is meant only as a reference for standard and any other manufacturer of a similar article or object may meet the specifications if his product is reasonably equivalent or better than that mentioned as the standard.

3.4 Submission of Bids

Proposals must be presented on the bid/specification forms attached to this RFB in a **sealed envelope** and mailed or delivered to:

Audrey Alexander
Purchasing Officer
Randolph County Administration
725 McDowell Road
Asheboro, NC 27205
(336) 318-6304

The package shall be plainly marked, “**SEALED BID FOR EMS AMBULANCE.**”

Any bid submitted on forms other than the Randolph County bid form may be disqualified. **TELEPHONE BIDS AND/OR FAXED BIDS CANNOT BE ACCEPTED.** All bids submitted must be typed or written in ink and signed by the bidder’s designated representative.

Vendors must submit one original and two complete copies of each bid.

No responsibility shall be attached to the County for the premature opening of any bid proposal not properly addressed or identified.

Proposals will be publicly opened at 11:00 A.M. on Thursday, May 26, 2011 in the Administrative Conference Room, 2nd Floor, Randolph County Office Building at 725 McDowell Road, Asheboro, North Carolina.

In order to be considered for selection, bids must be received by the date, time and place previously outlined. The bidding process will be considered closed at 11:00 A.M. on Thursday, May, 2011. Failure to meet this deadline will disqualify the bidder.

3.5 Addenda

Any addenda to these documents shall be posted on the County's website at www.co.randolph.nc.us. and will become part of this RFB and the contract. No oral statements, explanations, or commitments by anyone shall be of any effect unless incorporated into the addenda. It is the responsibility of the Vendor to periodically check the County's website before submitting a bid to obtain any addenda that have been issued. No addenda shall be posted after 5:00 P.M. on Thursday, May 19, 2011.

3.6 Content of Bid

Vendors shall not be allowed to submit additional documentation once bids are opened. Care should be taken to ensure that information provided is accurate, complete, and consistent. Omission of any of the required information may subject the Vendor to disqualification.

3.7 Bid Pricing

All bid prices shall be complete and include warranty and delivery of the completed vehicle to this Agency. Taxes are to be shown as a separate line item. The **Bid Form** shall be used for the purpose of providing these prices. All bid prices and conditions must be specified on the **Bid Form**. Bid prices shall be valid for at least 90 days from the date of the Bid Opening, or as otherwise specified on the **Bid Form**.

3.8 Exceptions to the RFB

Any exceptions to these specifications indicated must be clearly listed and explained on the **Exception Form (APPENDIX A)**, included in this RFB. Otherwise, it will be considered that the items offered are in strict compliance with these specifications and the successful bidder will be held responsible for delivering a vehicle meeting these specifications. Any exceptions must be referenced by section number and explained in detail on the **Exception Form**. Any bidder not complying **shall not** be considered as responsive.

3.9 Bid Withdrawal

If the Vendor desires to withdraw his bid, he must submit in writing to the Purchasing Office before the bid opening deadline his purpose for withdrawal. After the bid opening deadline, bids shall only be withdrawn in accordance with N.C.G.S. Section 143-129.1.

3.10 Bids Property of County

All bids submitted in response to this RFB become the property of the County once they are opened. Supporting technical manuals will be returned at the written request of the bidder. All submitted proposals and supporting material are a matter of public record.

3.11 Rejection of Bid

The County reserves the right to reject any or all bids, with or without cause, and to waive informalities when such rejection is in the interest of the County. Randolph County also reserves the right to reject the bid of a vendor who has previously failed to perform properly or complete on-time a contract of similar nature.

3.12 Disqualification of Vendors

However, more than one bid from an individual, firm, partnership, corporation, or association under a different name or names **shall not** be considered. Any or all bids shall be rejected if there is reason to believe that collusion exists among the Vendors. In this situation, all participants in such collusion shall not be considered for the current or future bids for the same work. No contract shall be awarded except to competent vendors capable of performing the class of work contemplated.

3.13 Award

The award of this bid will not be based solely on lowest price. The award will be based and granted on “**BEST VALUE**”. “**BEST VALUE**” will allow Randolph County to consider factors beyond pricing such as whether the responsible vender is able to meet and/or exceed the required specifications as well as meet the required delivery requirements. “**BEST VALUE**” will permit and reflect prudent stewardship of public funds and trust.

3.14 Notification of Award

After all prerequisites and specifications have been met by the bidder and the award for this purchase is made by the Commissioners, the successful bidder will be notified within ten (10) working days. Randolph will notify the successful bidder in **writing**, either by a LETTER TO PROCEED or a PURCHASE ORDER or both. VERBAL NOTIFICATION OF THE AWARD IS NOT CONSIDERED A RELIABLE MODE OF NOTIFICATION AND, THEREFORE, WILL NOT BE RECOGNIZED AS AN OFFICIAL NOTIFICATION.

3.15 Piggyback of Award

Upon mutual agreement between the Vendor to which this contract is awarded and Randolph County, additional ambulances may be purchased for a time period of up to one (1) year at the same price.

3.16 Information and Descriptive Material

Bidder must furnish all information requested. In addition, vendors shall supply **two (2) complete sets of drawings, descriptive literature and complete specifications covering the products offered.** At that time all drawings and available options will be discussed and final layouts will be approved and confirmed. Bids not meeting this requirement will be rejected.

3.17 Vendor's Standing

The primary Manufacturer shall submit proof they are a "Member in Good Standing" with the Ambulance Manufacturers Division (AMD) of the National Truck Equipment Association (NTEA).

3.18 Vendor's Guarantee

By submitting a bid on these specifications, the vendor binds himself to all conditions in these specifications, irrespective of any formalities in his order acknowledgment. No attachment or part may be substituted or applied contrary to manufacturer's recommendations and standard practice. Any variance with the specifications must be stated with the submitted bid and may, after review of all consequences of the variance, disqualify the bid. Accessory supplies shall be compiled with the rest of the equipment offered.

Vendor guarantees that the equipment is standard new equipment, latest model or regular stock product with all parts regularly used with the type of equipment offered. Each unit delivered is guaranteed against faulty material and workmanship for a period of one (1) year or greater. If the delivered unit is guaranteed by the manufacturer for a period longer than one (1) year, the standard manufacturer's guarantee will prevail. If during this period, any such faults develop, the unit or part affected is to be replaced without any cost to Randolph County.

All regularly manufactured stock electrical items shall be listed by Underwriter's Laboratory, Inc. Other electrical equipment shall be constructed to conform to applicable portions of the National Electrical Code. When electrical components are part of the equipment, the manufacturer's standard guarantee shall apply, unless otherwise specified.

3.19 Delivery Completion Requirement

A guaranteed delivery date may be considered in making the award. Any vendor who submits a bid on these specifications agrees to accept our purchase order and agrees to guarantee complete deliver within one-hundred and twenty (120) days of the Purchase Order date, or as otherwise specified. If vendor feels the requested delivery/completion date cannot be met, the vendor shall so state and give revised date with bid proposal. The delivery schedules that are submitted by the Vendor and agreed upon by the County shall automatically become binding upon the successful Vendor.

3.20 Inspections

Randolph County reserves the right to inspect all materials furnished for conformity with the specifications.

3.21 Non-Collusion

By executing and submitting this bid, the Bidder certifies that his bid is made without reference to any other bid and without any agreement, understanding, collusion or combination with any other person in reference to such bidding. As evidence this specification is being followed, the **Anti-Collusion Affidavit** shall be completed and included in the RFB.

3.22 Warranty

The successful bidder shall provide manufacturer warranty coverage on the Ambulance. Warranty Coverage shall, at a minimum include:

- (A) A Limited Warranty of Forty-eight (48) months or 48,000 miles from date of original purchase.
- (B) Paint: Seven (7) years from date of original purchase.
- (C) Electrical: Six (6) years or 72,000 miles from date of original purchase.
- (D) Modular Body Structural Integrity: Fifteen (15) years from date of original purchase.
- (E) Chassis: Warranty on the chassis portion of the completed ambulance or rescue vehicle shall be the responsibility of the chassis manufacturer.

The manufacturer shall warrant to the original retail purchaser, for the warranty period that the ambulance or rescue vehicle shall be free of substantial defects in materials and workmanship, which are attributed to Warrantor and which arise during the course of normal use and service. Copies of the **Warranty Statements** shall be included with the bid documents.

3.23 Taxes

Taxes should not be included in the bid quotations for any hardware or software. Any sales tax items should be listed as a separate item at time of invoicing.

3.24 Payment

It is the desire of Randolph County to pay promptly. It is the vendor's responsibility to submit invoices directly to the Department at the address specified on the Purchase Order as "Ship and Bill to".

Invoices shall include Purchase Order number, description of item(s), quantities, unit price, extended price, freight, state and local taxes, and date of delivery. Invoices not on printed billheads shall be signed by vendor.

Invoices exceeding the limits established by the Purchase Order or for materials or services not qualifying under the specifications as ordered, are subject to be disqualified for payment.

Final payment shall be made within 30 days following delivery, inspection and acceptance of the vehicle(s) and equipment, per these specifications, by Donovan Davis, the Department Head of the Randolph County Emergency Services Department. If the vehicle(s) are delivered separately, full payment will be made within 30 days following the vehicle being received, inspected and found to comply with these procurement specifications.

Vendors must provide tax information to include vendor's full business name, address, "remit to" address, and federal tax identification number.

3.25 Minority Business Enterprise

It is the policy of Randolph County to take affirmative action to ensure that minority business enterprises are given the opportunity to demonstrate their ability to provide the County with goods and services at competitive prices.

3.26 Indemnification

The successful bidder shall hold the County, to include all Board members and employees, harmless from all liabilities, obligations, losses, claims, damages, actions, suits, proceedings, costs, expenses, including attorneys' fees, that:

- a) Arise out of, are connected with, or result directly or indirectly from the successful bidder's failure to perform any of its obligations under this request for bids; or
- b) Are a result, of a breach of any of the successful bidder's warranties. No indemnification responsibilities created by this section shall survive and be enforceable after the contract between the County and the successful bidder terminates or expires, and they shall be terminated only by written agreement of the successful bidder and the County.

SPECIFICATIONS

4.0 TECHNICAL REQUIREMENTS – CHASSIS

The ambulance shall be a Type III-AD, and shall be a chassis furnished with a 2-door cutaway cab. Chassis shall be white in color and suitable for subsequent mounting of a modular (containerized), transferable, equipped ambulance body conforming to the requirements specified herein.

General Vehicular Design, Types, and Floor Plan:

The ambulance and the allied equipment furnished under this specification shall be the manufacturer's current commercial vehicle of the type and class specified. The ambulance shall be complete with the operating accessories as specified herein: furnished with such modifications and attachments as may be necessary and specified to enable the vehicle to function reliably and efficiently in sustained operation. The design of the vehicle and the specified equipment shall permit accessibility for servicing, replacement and adjustment of component parts and accessories with minimum disturbance to other components and systems. The term "heavy duty" as used to describe an item, shall mean in excess of the usual quantity, quality or capacity that is normally supplied with the standard production vehicle or component.

Does your bid comply with this requirement? Yes _____ No _____

4.1 Manufacturer and Model Year

The chassis requirement for this specification is a *2010 or newer General Motors*.

Does your bid comply with this requirement? Yes _____ No _____

4.2 Model Type

The model type required is an CG33803 Dual rear wheel Cut-away Chassis.

Does your bid comply with this requirement? Yes _____ No _____

4.3 Upgrade Package

The chassis shall be equipped with AS5, front bucket seats with cloth trim and vinyl floor. The chassis shall also have the Chrome Appearance Package (ZR7 front chrome grille and chrome grille with dual composite halogen headlamps); Convenience Package (ZQ2 Power Windows and Door Locks) and Convenience Package (ZQ3 Tilt-wheel and Cruise control).

Does your bid comply with this requirement? Yes _____ No _____

4.4 Ambulance Prep Package

The chassis shall be equipped with the ambulance builder's prep package YF2, with Cold Climate Package (V10); High Idle Switch (UF3) and HVAC System Auxiliary Provisions (ENC).

Does your bid comply with this requirement? Yes_____ No_____

4.5 GVW

The gross vehicle weight rating shall be 14,200 lb.

Does your bid comply with this requirement? Yes_____ No_____

4.6 Axles and Suspension

The chassis provided shall be a 159" wheelbase, Heavy-duty front and rear springs with front stabilizer bar. Shock absorbers shall be heavy-duty. Front axle shall be rated at 4,600-lb. capacity with the rear axle at 9,600-lb. rated capacity. Rear wheels to be dual.

Does your bid comply with this requirement? Yes_____ No_____

4.7 Electrical

The vehicle shall be supplied with three (3) 12-volt batteries. They shall be standard OEM Heavy Duty Batteries with total capacity of 2300 CCA. All three batteries shall be mounted on a heavy-duty, slide-out tray in a sealed area below the ALS cabinet.

Does your bid comply with this requirement? Yes_____ No_____

4.8 Electrical Generating System

The ambulance shall be equipped with OEM dual 145 amp. Alternator Package (KD9).

Does your bid comply with this requirement? Yes_____ No_____

4.9 Engine

Engine size shall be a 6.6 liter Duramax Diesel V-8 engine (250 HP @ 3200 RPM, 460 LB-FT of torque @ 1600 RPM) with heavy-duty engine oil cooler and transmission cooler.

Does your bid comply with this requirement? Yes_____ No_____

4.10 Engine Block Heater

The chassis shall have an OEM engine block heater (V10). This heater shall be wired so that the end user has the option to directly connect the heater to the 110V shoreline input on the modular body.

Does your bid comply with this requirement? Yes_____ No_____

4.11 Engine High-Idle Speed Control, Automatic

The vehicle shall be equipped with a OEM high-idle switch.

Does your bid comply with this requirement? Yes_____ No_____

4.12 Exhaust System

The exhaust system shall be the OEM manufacturer's standard. There shall be galvanized heat shields above the exhaust system . The heat shields must be a minimum of 16-gauge material for additional strength to prevent rattling.

Does your bid comply with this requirement? Yes_____ No_____

4.13 Fuel Tank

The vehicle shall be equipped with a single fuel tank, having a capacity of at least 57 gallons (215.7 liters).

Does your bid comply with this requirement? Yes_____ No_____

4.14 Tires and Rims

The vehicle shall be equipped with 225/75Rx16E M&S radial black sidewall tires. The OEM manufacturer's standard steel 16" x 6.5" vented rims will be provided. The four exposed wheels shall have Phoenix Stainless Steel Simulators to provide an attractive, easy to clean exterior surface. Spare tire with rim be provided only, no jack and tools.

Does your bid comply with this requirement? Yes_____ No_____

4.15 Transmission

The vehicle shall be equipped with a 4-speed automatic transmission, electronically controlled with overdrive and tow/haul mode. There shall be a heavy-duty external transmission oil cooler

Does your bid comply with this requirement? Yes_____ No_____

4.16 Air Conditioning and Heater

The vehicle shall be equipped with factory air conditioning with heavy-duty cooling package and heavy-duty radiator. The heater shall be the manufacturer's standard with cut-off valves accessible. Chassis shall be equipped with HVAC System, auxiliary provisions (ENC).

Does your bid comply with this requirement? Yes_____ No_____

4.17 Glass

The chassis shall be equipped with the chassis manufacturer's standard tinted glass supplied as part of their Air Conditioning Cooling Package.

Does your bid comply with this requirement? Yes_____ No_____

4.18 Horns

The OEM manufacturer's dual electric horns shall be provided (U05).

Does your bid comply with this requirement? Yes_____ No_____

4.19 Instrument Console

In the vehicle's cab there shall be provided a control console. It shall be constructed to allow easy access to the specified gauges, controls and switches as required by these specifications. This console shall be mounted on the front engine cover to the driver's right side and easily removable for service. It shall not interfere with the operation of any dash-mounted controls or passenger-side airbag. The console shall be connected to the master printed circuit board by a single cable with quick-disconnect, computer-type plug-in connections. There shall be no electrical components for this console mounted in the vehicle dash. There shall be dual cup holders on top of the console.

Consoles mounted overhead are unacceptable since they require the driver to look away from the road. NO EXCEPTIONS.

Does your bid comply with this requirement? Yes_____ No_____

4.20 Instruments and Gauges

The vehicle shall be provided with a digital voltmeter and the OEM chassis manufacturer's standard gauges and instruments.

Does your bid comply with this requirement? Yes_____ No_____

4.21 Mirrors

The vehicle shall be provided with Velvac 2020 non-heated, non-remote mirrors.

Does your bid comply with this requirement? Yes_____ No_____

4.22 Radio

The chassis manufacturer's standard AM/FM Stereo with CD player and Seek-and Scan, digital clock and 2 front door speakers.

Does your bid comply with this requirement? Yes_____ No_____

4.23 Seats

Front bucket seats with custom cloth trim, head restraints and inboard armrests (AS5),

Does your bid comply with this requirement? Yes_____ No_____

4.24 Speed Control and Steering Wheel

Cruise speed control and tilt steering to be supplied (ZQ3).

Does your bid comply with this requirement? Yes_____ No_____

4.25 Driver, Passenger Air Bags and Restraint Pre-Tensioning Devices

The chassis shall be equipped with Air Bag restraint systems for both the driver and passenger in the cab. Accompanying these air-bag systems shall be the chassis manufacturer's restraint pre-tensioning devices, bar-coded to the chassis VIN. Due care shall be given to the protection of these systems during manufacture and assurance provided that the correct devices are re-installed in the chassis.

Does your bid comply with this requirement? Yes_____ No_____

4.26 Mud Flaps

In order to provide additional protection to designated areas of the chassis and module, the manufacturer shall install anti-sail style heavy-duty rubber mud flaps behind the chassis rear wheels.

Does your bid comply with this requirement? Yes_____ No_____

4.27 Running Boards

The cab will be fitted with aluminum diamond plate running boards. The boards will be attached to the cab and module. The step will be formed to provide a tapered, stable platform extending from the module face to the front fender well. The running boards shall be able to support 300 lbs.

Does your bid comply with this requirement? Yes_____ No_____

4.28 Daytime Running Lights

The chassis will be equipped with OEM daytime running lights.

Does your bid comply with this requirement? Yes_____ No_____

5.0 ELECTRICAL SYSTEM AND COMPONENTS

5.1 Electrical System

The emergency medical vehicle's electrical system shall be equipped with, but not limited to the following: three 12 volt batteries, ignition, starting, generating, lighting, visual and audible warning systems; specified electronics equipment and devices to include control consoles located in the cab and patient compartment and other specified accessory wiring. The electrical systems and equipment shall comply with all applicable FMVSS including Federal Motor Carrier Safety Regulations (FMCSR), and shall also conform to all the applicable SAE recommended standards and practices whether or not specifically referenced in this document. Additionally, the electrical system shall meet the requirements of AMD Standard 005. All electrical and electronic components shall be selected to minimize electrical loads and levels of heat generated by those electrical components thereby not exceeding the vehicle's generating system capacity or diminish its ability to provide the required levels of electrical power. Electrical systems utilizing switching of "hot load" circuits for emergency and warning lighting shall not be accepted by this agency. All electrical system components and wiring shall be readily accessible through access panels for checking and maintenance. The cab and patient compartment consoles shall also be constructed in such a way that the switches and gauges are easily serviced. They shall be accessible through service panels. These panels will be secured in the closed position in a positive manner, yet can be easily opened for service.

Does your bid comply with this requirement? Yes_____ No_____

5.2 Battery Selector Switch

There shall be furnished a high current 12 VDC disconnect switch that is microprocessor based technology and provides an effective and efficient method of switching up to 300 amps. This switch, a CDR-357, shall be capable of carrying the load of all three batteries. Additionally, there shall be a five-minute timer within the CDR-357 that can be set to automatically shutdown the system.

Does your bid comply with this requirement? Yes_____ No_____

5.3 Battery System

The vehicle shall be supplied with a **three (3)** 12-volt battery system. The batteries will have a combined minimum cold cranking ampere capacity of 2300 CCA. All three of the batteries will be mounted on a heavy-duty slide out tray located in a separate compartment below the ALS cabinet.

Does your bid comply with this requirement? Yes_____ No_____

5.4 Battery Indicator

A battery indicator light shall be provided. It shall be a GREEN light with a surface area equal to approximately 1/2 inch. When the vehicle ignition switch is in the "ON" position this light shall indicate batteries are "on line" and powering the system.

Does your bid comply with this requirement? Yes_____ No_____

5.5 Driver's Compartment Controls

The Front Control Switch Panel shall incorporate low-voltage *full size easy-to-use rocker switches*. Switches are for ambulance equipment operation, including, but not limited to the following: siren, all warning and emergency lights, battery indicator lights, horn/siren cut-off switch, silent signal intercom, side and rear flood lights, compartment and entry door ajar warning light, patient compartment master switch, emergency lights master switch, voltmeter, and air conditioner/heater master switch. The control console shall be connected to the electronic control module by a computer cable with parallel type connectors for easy, safe, positive connections. The control console shall not be integrated into the OEM dash but will be mounted to the front engine cover by means of an ABS vacuum-formed housing that takes the place of the OEM map pocket. The control console's gauges shall be internally illuminated and controlled by the headlight switch rheostat function. There shall be *three (3)* blank switches provided for customer-specified options or future use.

Does your bid comply with this requirement? Yes_____ No_____

5.6 Warning Indicators

The electrical system shall incorporate a warning light panel located in the front control switch panel. It shall provide indicator lights showing patient compartment door(s), side and/or rear are open and shall be a flashing RED light approximately 1/2" in diameter. There shall be an exterior compartment "door open" warning light and shall be a flashing AMBER light approximately 1/2" in diameter.

Does your bid comply with this requirement? Yes_____ No_____

5.7 Back-Up Alarm

The vehicle shall have a solid-state back-up alarm rated at 97 decibels. The back-up alarm must be an audible warning device that is activated when the vehicle is shifted into and/or moving in reverse. For safety reasons, a deactivation switch **SHALL NOT** be installed.

Does your bid comply with this requirement? Yes_____ No_____

5.8 Voltmeter

The vehicle shall be equipped with an LED (digital) voltmeter to monitor total system voltage. The voltmeter connection shall be direct to eliminate erroneous readings from connection voltage drops. *The voltmeter shall have a minimum accuracy of +/- 5%*. The voltmeter shall be mounted in the front control switch panel.

Does your bid comply with this requirement? Yes_____ No_____

5.9 Module Disconnect Switch

This switch shall be located on the front control switch panel and shall disconnect all patient compartment conversion circuits. The switch shall be connected to the electronic control module through a computer cable. The switch label shall be backlighted, permanently identifying it as to function and have an LED indicator to show that function is activated.

Does your bid comply with this requirement? Yes_____ No_____

5.10 Emergency Lights Master Switch

The emergency lights "master" switch shall be a paddle type switch having a translucent label with a RED "on" indicator. The remainder of the function switches shall be low voltage switches. The switch shall be connected to the electronic control module through a computer cable. All switch labels shall be back-lighted, permanently identifying it as to function and have an LED indicator to show what function is activated.

Does your bid comply with this requirement? Yes_____ No_____

5.11 Door Open Display Module

There will be an LED door open indicator module mounted to the rear of the driver's control panel in the front console. The panel will allow the driver to identify which individual door(s) have been left open. The use of a single lamp is not acceptable.

Does your bid comply with this requirement? Yes_____ No_____

5.12 Backlighting

Backlighting for the front control switch panel shall turn on with the headlights and be controlled by the headlight switch rheostat function.

Does your bid comply with this requirement? Yes_____ No_____

5.13 Exterior Lamps

All exterior housings for lamps, electrical devices and fixtures shall be corrosion resistant and weatherproofed. Electrical fixtures attached to the sides of the ambulance below the 75-inch level shall be near flush mounted, not to protrude more than two (2) inches.

Does your bid comply with this requirement? Yes_____ No_____

5.14 Radio Interference Protection

All electronic devices and equipment installed which produce RFI, shall have the proper filters, suppressers or shielding to prevent electromagnetic radiation and the resultant interference to radios and other medical electronics.

Does your bid comply with this requirement? Yes_____ No_____

5.15 Wiring Installation

The ambulance body and accessory electrical equipment shall be served by circuit(s), separate and distinct from the vehicle chassis circuits. All power wiring provided by the ambulance manufacturer shall be copper and conform to all the SAE J1292 requirements and shall have type GXL or SXL high temperature thermoplastic or better insulation rated to 125 degrees centigrade and conforming to SAE J1127 and J1128. Insulation on the low-voltage computer-type control cables shall have a minimum temperature rating of eighty (80) degrees centigrade.

Does your bid comply with this requirement? Yes_____ No_____

5.16 Wiring Labeling

The wiring shall be permanently color-coded, Ink Jet Dyed with the function the wire serves. These functions shall be embossed at a minimum of 4" intervals the entire length of the wire.

Does your bid comply with this requirement? Yes_____ No_____

5.17 Wiring Loom

The engine wiring shall be routed in conduit or high temperature looms with a rating of 300 degrees Fahrenheit, which is a different color than the OEM chassis manufacturer's loom. All added wiring shall be in protective loom, located in accessible, enclosed and protected locations and kept at least six inches away from the exhaust system components. Electrical wiring and components shall not terminate in the oxygen storage compartment except for the compartment light and door switch plunger. All conduits, looms and wiring shall be secured to the body or frame with insulated metal straps in order to prevent sagging and movement which results in chafing, pinching, snagging or any other damage. All apertures on the vehicle shall have properly installed grommets for passing wiring and conform to SAE 1292. All items used for protecting or securing the wiring shall be appropriate for the specific application and be standard automotive, aircraft, marine or electronic hardware.

Does your bid comply with this requirement? Yes_____ No_____

5.18 Circuit Connections

Circuit connections shall be made on a high current terminal block, brass bolts or approved electronic connectors. ***Connection components are selected to minimize heat generation under circuit load.*** All terminals shall fasten directly to the terminal block or be machine crimped to plastic enclosed spade terminals or open ring connectors.

The use of "Scotch-Lock" type fasteners is NOT ACCEPTABLE. To ensure minimal voltage drop and secure connections, NO splices shall be allowed in the wiring harness.

Does your bid comply with this requirement? Yes_____ No_____

5.19 Wiring Gauge

All main harness wiring installed by the ambulance manufacturer shall be rated to carry 125% of the maximum load ratings of the circuit it is designed to service. All cables larger than 18 AWG shall have the terminals mechanically crimped to insure minimal voltage drop.

Does your bid comply with this requirement? Yes_____ No_____

5.20 Battery Cable Routing

The routing of the battery cable shall be from the battery compartment to the main power distribution panel. This panel's location is defined by where the manufacturer elects to mount the major electrical components that control the electrical system. The manufacturer may mount this panel at a place in the vehicle of their choosing so long as it is NOT in the engine compartment or in an outside storage compartment. The battery cables shall be 2/0 AWG cables run to the main power distribution panel via the cab and shall be fully protected by high temperature loom and routed through rubber insulated metal cable clamps. The battery cables shall not be routed under chassis frame components. Cables routed in this manner shall render the bidder as unresponsive and shall constitute grounds for rejection of any vehicle delivered to this agency.

Does your bid comply with this requirement? Yes_____ No_____

5.21 Wiring Criteria (1)

All wiring devices, outlets, etc., except circuit breakers, and switches shall be rated to carry at least 125% of the maximum ampere load for which the circuit is protected. There shall be a main power distribution board or panel located within the ambulance. The board shall be rated to withstand the MIL-STD-810C Corrosion test and the MIL-STD-55110D Thermo Shock test. ***The panel shall incorporate LED lights indicating relay drive circuit operation. These LED's are labeled to indicate the circuit that is energized.*** All circuits in the panel shall be permanently labeled with circuit number and function. These labels shall match the "as built" wiring schematic included with the vehicle(s) at time of delivery. It is preferred that this panel be mounted on or near the bulkhead of the patient compartment in a closed, locking, well ventilated cabinet. All circuit breakers, relays, flashers and diodes shall be mounted on this panel and be easily accessible.

Does your bid comply with this requirement? Yes_____ No_____

5.22 Wiring Criteria (2)

Opening the rear or curbside doors with the battery switch off shall activate the dome lights. After five minutes the circuit shall automatically turn off the dome lights. Cycling the left dome circuit switch will reactivate the circuit. This module shall include automatic sequencer circuit for emergency lighting and a load manager circuit to automatically "unload" non-critical lighting in the event of battery or charging system problems. A six-inch service loop of wire or harness shall be provided at all electrical components, terminals, and connection points. Circuit breakers shall be of the automatic reset type and designed specifically for each circuit. One spare 15-ampere circuit breaker shall be provided for future use. A Vanner 3860GCPE Dual Mode electronic flasher shall be provided for control of the flashing warning light system. Low-voltage switches through the electronic control module shall control this flasher. All connections and terminals provided shall comply with SAE J163, or J561 or J928 as applicable.

The main wiring harness for the module body shall be installed down the center of the patient compartment ceiling. Each electrical circuit shall branch from the master harness as needed. There shall be no splices in this harness. Each circuit wire shall run from the distribution panel to the fixture without a break or connection. An access panel shall run the entire length of the center of the ceiling to simplify access to the "master" wiring harness. A padded upholstery type material to prevent head injuries shall cover the access panel. This panel shall be fastened to the ceiling with collared trim screws.

Does your bid comply with this requirement? Yes_____ No_____

5.23 Internal 12 Volt DC Power

The patient compartment shall be furnished with a 12 Volt DC 20 ampere capacity, separately protected circuit, with two (2) Cigar-type outlet receptacles, battery hot at all times.

Does your bid comply with this requirement? Yes_____ No_____

5.24 115 Volt AC Utility Power

The vehicle shall be furnished with a 2-wire plus ground 115-volt AC wiring system that is separate and distinct from the vehicle's 12-volt DC wiring system. The 115-volt AC electrical system, including wiring and associated equipment, shall comply with Article 551 of the National Electrical Code and with AMD Standard 009. This system is to be used while the vehicle is on standby for powering maintenance devices, medical equipment, battery chargers, and for any other device(s) deemed necessary by this Agency. The 115 volt system shall include a 30 amp (minimum) battery charger that is wired to the vehicular 12 volt batteries to maintain these batteries when the shoreline is energized. The 115-volt system shall incorporate a 15-ampere ground fault interrupter (GFI) device.

Does your bid comply with this requirement? Yes_____ No_____

5.25 115 Volt Outlets and Inverter Wiring

The ambulance shall be pre-wired for a 115-volt AC inverter. The wiring shall include three (3) duplex-grounded outlets; one (1) in the action wall area, one (1) in the monitor area and one (1) in the Advanced Life Support cabinet. The interior outlets shall have pilots indicating power at the outlet. Inverter wiring shall terminate in an exterior compartment. This wiring shall comply with AMD Standard 009.

Does your bid comply with this requirement? Yes _____ No _____

5.26 Auto Eject Shoreline Inlet

A shoreline inlet shall be installed on the vehicle street side exterior behind the oxygen compartment door. This inlet wiring shall connect to the 115-volt AC outlets in the patient compartment. This inlet shall be rated at 115-volt AC, 20 amperes and be permanently marked as such. This wiring shall comply with AMD Standard 009. The outlet will be set up to eject the shoreline when the ignition system is activated.

Does your bid comply with this requirement? Yes _____ No _____

5.27 Rear Control Switch Panel

All switches and controls for the patient compartment including those for the heat and air units shall be located on a service panel in the action area. These switches shall be of the same design and construction as found on the front control switch panel. The panel shall include but not be limited to, controls for patient compartment dome lights, fluorescent lights, if specified, action area light, vacuum system, electric oxygen solenoid, if specified, and three spare switches for future use. These switches shall not be activated unless the "MASTER" switch on the front control switch panel is in the "ON" position.

Does your bid comply with this requirement? Yes _____ No _____

5.28 Marking of Switches, Indicators and Control Devices

All switches, indicators and control devices supplied by the ambulance manufacturer shall employ permanently engraved translucent labels. Backlighting shall be activated when the "MASTER" switch is on. Decals or other "stick on" type labels are **NOT ACCEPTABLE.**

Does your bid comply with this requirement? Yes _____ No _____

5.29 Door Open Warning Module

All door open warning switches will be wired through individual circuits directly to a solid-state LED diagnostic board. There will be individual circuit connections with individual LED circuit indicators for identifying switch or circuit failures. This module will be located in the ECC. An audible alarm will be mounted in the front control console and will be an integral part of the electrical conversion system. The audible alarm will be activated when any exterior compartment or entry door is open. The alarm will be bypassed when the emergency brake is set and will automatically reactivate when the brake is released.

Does your bid comply with this requirement? Yes _____ No _____

6.0 VEHICLE LIGHTING AND WARNING REQUIREMENTS

6.1 Vehicle Exterior Lighting

The basic exterior ambulance lighting shall comply to FMVSS Standard No. 108 and the requirements therein and include: amber front and rear directional signals and hazard warning lights, front and rear side marker lights, backup light(s), loading light(s), clearance lamps, ambulance emergency lights, floodlights and scene light(s). The side marker lights shall also function as a turn signal indicator as described in Federal Specification KKK-A-1822. The upper I.C.C. lighting will include five (5) front amber LED, five (5) rear red LED.

Does your bid comply with this requirement? Yes_____ No_____

6.2 Vehicle Emergency Lighting Systems

The emergency lighting system must provide the vehicle with 360 degrees of visual warning conspicuity. The system must display highly perceptible and attention-getting signals that function in a mode system and convey the message in the PRIMARY MODE - "Clear the Right-of-Way" and the SECONDARY MODE - Hazard Vehicle stopped on Right-of Way. A switch on the front control console through the electronic control module shall control Primary/Secondary mode. All screws, bolts, inserts or other devices used to mount external lighting fixtures will be treated with ECK to prevent oxidation, corrosion or electrolysis.

Does your bid comply with this requirement? Yes_____ No_____

6.3 Hardware, Construction, Switching Arrangements

The emergency lighting system shall be comprised of components and devices that comply with the general requirements and tests of SAE J575g, J576d and J551. Warning lights shall be firmly fastened to reinforced body surfaces and all mounting holes into aluminum shall be treated with ECK before screws are installed. All connectors and wiring shall be rated to carry a minimum of 125% of their maximum ampere load.

All emergency light switches shall be labeled as specified in KKK-A-1822, and the PRIMARY/SECONDARY mode switch shall have an indicator light to show the driver when primary mode is activated. All warning light control switches shall be located in the driver's control console. The emergency light switches shall be wired and arranged to provide the warning light signal modes and combinations as specified in KKK-A-1822.

Does your bid comply with this requirement? Yes_____ No_____

6.4 Warning Lights

The basic warning light system shall contain (16) Whelen 900 Series Super LED lights. The red upper body warning lights shall be identical and mounted at the extreme upper corner areas of the ambulance body below the horizontal roofline. These will consist of: four (4) red 900 Series located on the front, two (2) red 900 Series located on each side and (2) red 900 Series on the rear. There will be one (1) clear 900 Series centered on the front above the cab and one (1) 900 Series amber centered over the rear doors. There will be two (2) red/ clear 900 Series lights on the face of the module, inboard of the front red lights. There will be two (2) red/amber 900 series lights that are visible through the open rear door windows. These lights shall function in a dual mode system as shown in KKK-A-1822 and meet the physical and photometric requirements of that same document. Doors, auxiliary lights, or siren(s) shall not obstruct these warning lights. The Whelen 700 Series red Super LED "Grille" lights shall be located at least 30 inches above the ground, below the bottom edge of the windshield and will be laterally separated by at least 18 inches, measured from centerline to centerline of each lamp. The Whelen 700 Series red Super LED "Intersection" lights shall be mounted on the front fenders of the chassis as far forward as possible. Install (2) 700 Series red Super LED lights over the rear wheels. All warning lights furnished shall be mounted to project their highest effective intensity beams on the horizontal axis. An electronic dual mode Vanner 3860GCPE flasher will be provided.

Does your bid comply with this requirement? Yes _____ No _____

6.5 Tail Lights

The taillights on this unit will be Whelen 600 Series, which include LED brake-tail, LED turn and halogen back-up lights. Taillights will include a chrome bezel for each fixture. In addition there shall be a left and right turn signal indicator and an LED brakelight indicator mounted in patient compartment over the rear doors.

Does your bid comply with this requirement? Yes _____ No _____

6.6 Scene and Loading Lights (Exterior)

Scene and loading lights shall be not less than 75 inches above the ground and unobstructed by open doors. There will be four (4) Whelen 900 Series scene lights located: two (2) on the left side and two (2) on the right side of the ambulance body. They will be firmly fastened to the body surfaces below the roofline and centered between the red emergency lights. The two (2) rear load lights shall be Whelen 900 Series load lights. Switches for both the scene and load lights shall be located on the front switch control panel. Rear load lights shall illuminate the area surrounding the back loading door(s). Rear loading lights shall automatically be activated when the vehicle is shifted into reverse gear or when the rear doors are opened, but may be turned off with a switch on the front switch console.

Does your bid comply with this requirement? Yes _____ No _____

6.7 Vehicle Interior Lighting

The basic interior ambulance lighting configuration shall be designed to minimize electrical loads and include: A driver's compartment dome light, instrument panel lights, master switch panel and console light(s). Lighting shall be designed and located so that no glare is reflected into the driver's eyes or his line of vision from switch control panels or other areas that are illuminated while the vehicle is in motion.

Does your bid comply with this requirement? Yes_____ No_____

6.8 Patient Compartment Illumination

The patient compartment shall be provided with eight (8) overhead "dual-intensity" LED lights. There shall be four (4) lights located over the "primary" patient area and four (4) over the squad bench. These lights shall be recessed in the patient compartment headliner and not protrude more than 1.5 inches. The supplied lights shall have two (2) levels of illumination. The technician shall be able to control these lighting levels from switches on the switch control panel through the electronic control module. These dual levels shall work together or differ from side to side. This "dual" light level shall not be provided by the use of a rheostat, but by low voltage, *full size easy-to-use rocker switches* located on the rear switch control panel. When either the curbside or rear doors are opened, the four (4) lights over the squad bench shall be automatically lighted in the low intensity mode. To conserve power, the lights over the primary cot shall not light. In addition there will be four (4) overhead 18" 12 volt fluorescent lights installed.

Does your bid comply with this requirement? Yes_____ No_____

6.9 Rheostat-Controlled Lighting

Any system using **Rheostat-Controlled Lighting** shall be **unacceptable and shall not be considered**. An independent testing laboratory shall provide certification that the required patient compartment illumination is provided. In addition to the overhead lighting, there shall be provided a bar light in the technician's work or "action" area. A switch on the rear console shall control the action area light. There shall be provided a step-well light for the curbside and rear entry doors. When either the curbside or rear doors are opened, the step-well lights shall be automatically lighted.

Does your bid comply with this requirement? Yes_____ No_____

7.0 VEHICLE BODY

7.1 Body and General Construction

It is the intention of these specifications to require that the all aluminum ambulance modular body be designed and fabricated to provide the safest possible surroundings while offering the greatest available payload capability in an affordable, state of the art environment. No rivets, screws, or other metal fasteners shall be used for the attachment of any exterior body panel to a structural member. Due to the specific needs of this Agency, the box shall be 160" to 165" in length. Headroom shall not be more than 68". Total vehicle height shall be less than 105".

Does your bid comply with this requirement? Yes_____ No_____

7.2 Body Skin Thickness and Alloy

All sidewall, front and rear panels will be single piece .125" 5052-H32 aluminum with a minimum density of 1.75 pounds per square foot. The single piece body skin shall be attached to the 2" x 2" structural with interval welds spaced at 10"-12" along the mating edge of each structural tubing member. In addition, the skin shall be bonded to each structural upright full length using high strength Chemrex CX400QT structural adhesive. The body side skin is welded to each corner post along the inside contact point of each corner extrusion. This method of installation provides a welded application to the entire perimeter of the body side skin, a bonded attachment to the wall substructure and an additional flexible adhesive bond for enhanced support. Alternative bonding methods that utilize liquids, caulks, tape or rivets as an attachment process for bonding the side skin to the body structure will not be acceptable.

Does your bid comply with this requirement? Yes_____ No_____

7.3 Body Structural Framing

All framing will be a minimum of 2" x 2" square tubing with a wall thickness of .125" and an alloy rating of 6061-T6. Tubing members will be spaced on minimum 12-inch centers for optimum load and structural support. Gussets shall be added at all stress points. Gussets will be either .250" plate or 2" square tubing welded to the adjacent structural members at 45-degree angles for diagonal strength.

Does your bid comply with this requirement? Yes_____ No_____

7.4 Vertical Corner Posts

As a part of the inherent structural strength of the modular unit, the use of reinforced extruded corner post is required. The vertical posts will measure 2.75" x 2.75", with a 2.125" radius, a minimum wall thickness of .125" and will have an alloy rating of 5052-H32. **The extrusion shall have full-length slots for insertion of the exterior wall skin.** This characteristic eliminates exposed panel edges and with the added benefit of seam sealed joints, reduces oxidation and corrosion. The slot provides an area on the inside of the extrusion/sheet junction for welding the body side skin to the corner extrusion. Additionally, the extrusion shall incorporate a full-length, integrally extruded center reinforcement rib with a minimum thickness of .200 inches and two side flanges. Bidder must be prepared to verify compliance with this section. Drawings and samples of actual materials used may be required. The lower ends of the vertical corner posts must be closed off with an aluminum plate. The vertical corner posts and the roof corner extrusion shall be mated by a cast aluminum corner cap welded to all three extrusions inside and out. Construction, which merely welds the extrusions together, is unacceptable.

Does your bid comply with this requirement? Yes_____ No_____

7.5 Roof

The roof skin shall consist of a single sheet of .090"- 5052-H32 alloy rated aluminum. Roof framing shall be 2" x 2" square tubing with a wall thickness of .125" and an alloy rating of 6061-T6. These structural tubing members will be set on 12 inch center below three longitudinal full length extruded hat sections measuring 1" x 3" x .125" and an alloy rating of 6061-T6. The roof sheeting shall not be required as integral part of the roof structure; however, the roof skin shall be welded to the outer extrusions using a full perimeter, continuous weld on all four sides. The roof structure itself shall be designed to enhance the safety and structural integrity of the modular body and to meet or exceed the load requirements of AMD Standard No. 001. **To facilitate water dispersion, a minimum 3/4" 'crown' shall be built into the roof structure. A flat roof will not be considered.**

Does your bid comply with this requirement? Yes_____ No_____

7.6 Horizontal Roof Edge

The extruded roof edge structural members will measure 6" x 4.75" with a 2" radius, a minimum wall thickness of .125" and an alloy rating of 5052-H32. The roof extrusions will include an integral, full-length drip rail for each side and from side to side on both the front and rear of the module.

Does your bid comply with this requirement? Yes_____ No_____

7.7 Static Load Test

The ambulance body as a unit shall be designed and built to provide impact resistance. The body shall be of sufficient strength to support a minimum of (2.5) times the weight of the "fully" loaded vehicle on its top and side, without crushing, separation of joint or excessive deformation of roof bows, reinforcements, body parts, doors, floor members, inner linings, outer panels, rub rails or any other structure in accordance with AMD Standard No. 001.

Does your bid comply with this requirement? Yes_____ No_____

7.8 Drip Rails

In addition to the drip rail found in the roof extrusion there shall be a drip rail provided over each exterior compartment door. These drip rails shall be attached in such a manner to provide quick and easy replacement in the event they are damaged. They shall not be riveted, welded or integral to the doorframe extrusion.

Does your bid comply with this requirement? Yes_____ No_____

7.9 Sub floor Structure

The sub floor structure of the modular body shall be constructed of 2" x 2" x .125" structural tubing. There shall be two (2) longitudinal and twelve (12) lateral tubes welded together to form a sub floor structure. The floor structure shall be designed to provide strength while conforming to chassis component clearance requirements and to provide appropriate locations for body mounting devices. Sufficient structure for maximum support and the safe installation of cot mount hardware, or other floor-mounted devices, will be integral to the sub floor structure. The sub floor structure shall include a 4" x 5" x .250" tube of 6061-T6 alloy as an "in-frame" pass through for the OEM fuel filler neck.

Does your bid comply with this requirement? Yes_____ No_____

7.10 Body Mounting

The modular body shall be mounted to the chassis frame at the ten (10) points provided by the OEM chassis manufacturer. For consistency of materials, compliance with the chassis manufacturer's second unit body mounting requirements and to facilitate future remounting of the body, only OEM supplied mounting hardware shall be used. Methods of body to chassis mounting that do not match the OEM cab mounting process will not be considered due to the stresses created by difference in flexibility between the cab and the modular body. The mounting hardware shall consist of ten (10) 1/2" thick by 6" wide aluminum plates of 6061-T6 alloy welded to the underside of the structural floor to provide puck mounting locations corresponding to the mounting points on the OEM frame rails. The mounting system must be designed so the mounting bolts can be removed during a remount without having to cut the bolts. Drawings shall be furnished to show the mounting system on the unit being bid.

Does your bid comply with this requirement? Yes_____ No_____

The body will be attached to the cab using a minimum of twenty-four (24) ¼ - 20 zinc plated steel bolts, fender washers and nylon lock nuts. A one-piece automotive style closed cell bulb seal will be installed between the cab and body to completely seal the joint between the cab and the modular body. **The body shall be primed and painted prior to the cab & chassis being attached to provide maximum protection against electrolysis.**

Does your bid comply with this requirement? Yes_____ No_____

7.11 Module Side Entry Door

The modular body shall be provided with one (1) entry door on the curbside of the module. A forward hinged single door of not less than 76 inches high by 32 inches wide. This door shall be fitted with a Suspa, or equivalent, dual action gas strut hold open device. The attachment of the push rod to the door shall be accomplished by bolting into rivet-nuts secured in the extruded frame of the door with stainless steel screws. The door shall be attached using a 2.5" wide, full length slotted stainless steel piano hinge with a .250" diameter hinge pin. The hinge must be slotted in order to provide for field adjustment.

Does your bid comply with this requirement? Yes_____ No_____

7.12 Module Rear Entry Doors

The modular body shall be provided with two (2) entry doors on the rear of the module. They shall cover a clear opening of not less than 57 inches high by 48 inches wide. The doors shall be attached using a 2.5" wide, full-length slotted stainless steel piano hinge with a .250" hinge pin. The hinge must be slotted to allow field adjustment. Hold opens for these doors shall be Cast Products "Grabber" type located on the exterior of each door with mating receptacle on the rear of the module body. The grabber hold opens shall be mounted using bolts and rivet-nuts, sheet metal screw attachment is **not** acceptable.

Does your bid comply with this requirement? Yes_____ No_____

7.13 Module Entry Door Windows

There shall be one 19"H x 18"W upper window in each module entry door. The windows shall be aluminum framed and the glass will be smoke-tinted safety glass. The curbside door shall have a sliding glass window with a screen. The rear door windows shall be fixed to prevent exhaust gases from entering the vehicle. Windows, which open on the rear of the unit, are unacceptable because of the negative pressure created behind a moving vehicle.

Does your bid comply with this requirement? Yes_____ No_____

7.14 Door Construction

All module entry and compartment doors to be a minimum of 2 inches thick and fabricated in the following manner:

(A) Exterior door skin shall consist of a single .125" aluminum sheet that is machine cut and formed to provide a smooth and unbroken finish. The door shall include a full perimeter internal extrusion designed to create a solid, square support structure for each door. This extrusion shall be designed in such a way that when the door is finished, there is no visible extrusion showing, thus creating a smoothly finished edge that will not allow dirt, salt, or other foreign matter to be trapped around the extrusion. Door extrusions will be mitered at each corner, fitted with an extruded, saw-toothed key seat specifically designed to insert into the door extrusion. The corners are then welded to promote a square fit and to prevent frame member separation. The doors will be interval welded around the inside seam of the formed door skin and the extruded internal support. **Doors that are purely pan-formed or having visible extrusions will not be considered.**

(B) The doorjamb will consist of a custom exterior extrusion with an alloy rating of 6061-T6. The doorjamb extrusions will be mitered at each corner and welded to promote a square fit and to prevent frame member separation. They will also be fitted with an extruded, saw-toothed key seat specifically designed to insert into the door extrusion. The doorjamb will be attached to the body door framing with 3M-VHB tape and interval welded around the full perimeter of the door opening. The joint between the doorjamb and the body side skin shall be thoroughly seam sealed to provide a smooth unbroken finish and to prevent contamination, oxidation and corrosion. Bolting or screwing the casing to body is not acceptable.

(C) The exterior door skin panel shall be .125" thickness, 5052-H32 alloy rated aluminum, with the formed corners welded and finished to provide a smooth, unbroken appearance.

(D) All doors to be reinforced with extruded internal braces bonded to skin surfaces.

(E) All doors are to be flush with their adjacent extruded doorjambs.

(F) All doors shall have full-length stainless steel hinges with a .250" diameter pins. Stainless steel hinges shall be punch slotted for vertical and horizontal adjustments and attached with stainless steel screws. A layer of "ECK" must be applied on both sides of the hinge attachment.

(G) All doors shall close on a continuous, extruded rubber gasket complex mounted on the inner flange of the door extrusion. The interior edge of the doorjamb shall be specifically engineered to provide a flat sealing surface around the entire perimeter of the door opening. This specialized design provides an unbroken, full perimeter seal outside the door latching assembly to enhance the watertight integrity of each door. **Seals that are glued on or mounted to the compartment doorjambs will be unacceptable due to their tendency to be torn by loading or unloading onboard equipment.**

(H) All access doors to be insulated with 1.875" Styrofoam.

(I) The interior door panel of the exterior compartment doors shall be of highly polished aluminum diamond-plate.

(J) Patient entry door interior panel to be .125" thickness, 5052-H32 aluminum attached to exterior door extrusion by ¼" - 20 machine screws and matching thread serts installed around the perimeter of each door. All door panels shall be cut by computer-operated machines to ensure the exact location of windows, locks and even the mounting holes for the screws that attach the liner to the doorframes. This ensures that like doors will have the same door liners and that replacements, if needed, would fit exactly. The aluminum interior door panel shall be painted with Multispec paint color, covered with a clear coat, to harmonize with the interior colors.

(K) The interior surface of the module entry doors (rear and curbside) shall be finished in a safe and attractive manner. The inside surface of the doors will be striped with a white and orange chevron pattern for easy visibility when doors are open.

(L) The lower surface of the door jamb of each exterior compartment shall be trimmed with a stainless steel trim piece which conforms to the door sill and breaks over and down the side of the body behind the lower body rub rail. Similar trim pieces shall be applied to the curbside and rear entry doorsills. The side and rear thresholds shall be 6" minimum. To improve threshold seal, strengthen the threshold and prevent equipment snags or tripping, the side and rear thresholds will be fit with a 2° chamfer where the threshold meets the floor.

Does your bid comply with the requirements in lines "A" through "L"? Yes ___ No ___

7.15 Hold-Open Devices

(A) All compartment doors are to have spring loaded type hold-opens.

(B) The side entry door shall have a dual action gas strut hold open device.

(C) The rear entry doors are to have Cast Products Model DH00171A "Grabber" Door Stays.

(D) Compartment and access doors are to have separate "door open" warning indicator lights installed on the front switch control panel.

Does your bid comply with the requirements in lines "A" through "D"? Yes ___ No ___

7.16 Exterior Compartment Latching Mechanism

All compartments shall have a latching mechanism with the following characteristics:

(A) The locking device shall be TRIMARK ROTARY STYLE LATCHES.

(B) All exterior compartments shall have TriMark automotive style handles with rotary type latches. These rotary style locks shall lock on to a "NADER" type pin located in each doorjamb. Nader pins shall be adjustable. Locking systems not using the above style hardware will be unacceptable.

(C) The module curbside and rear entry doors shall have TriMark automotive style handles with rotary latches and "NADER" pins.

(D) All of the above latches must be installed with a corrosion barrier type gasket between latch and door surfaces. Steel connecting rods shall be used between the paddle handle and the rotary latches. These rods shall be threaded at the latch end to allow the door rod connector to be screwed onto the rod itself. The other end of the rod shall be a formed eyelet incorporating a hole for the handle pin. This system shall conform to AMD Standard 002. Systems using pulleys, cables, turnbuckles, or welded together components are not acceptable and will be rejected. **NO EXCEPTIONS** to the above requirements will be allowed.

(E) To reduce the probability of corrosion and oxidation around the automotive style handle, the mounting area will be treated with ECK.

Does your bid comply with the requirements in lines "A" through "E"? Yes_____ No_____

7.17 Exterior Storage Accommodations

The ambulance shall be equipped with exterior compartments as shown in the drawings at the conclusion of this text. There shall be no more than a 3" dimension between door openings of adjacent compartments. Since the location of equipment and maximum space utilization is of prime importance to this agency, the sizes and location of the various compartments required is necessary as shown.

Does your bid comply with this requirement? Yes_____ No_____

The exterior compartments shall be lockable with one key fitting all. They shall be equipped with the handle and door locks as described in paragraph 5.16. Each exterior compartment shall be automatically lighted when the door is opened and shall activate the "compartment door" open warning light on the driver's console. The unit shall be wired so that only the light in the compartment that is open will be activated.

Does your bid comply with this requirement? Yes_____ No_____

7.18 Compartment Construction

All compartment top, sides and back panels must be a minimum thickness of .100 diamond-plate aluminum. Bottom of compartment must be .125" diamond-plate aluminum. Each compartment must be built as an individual unit, no common walls between compartments will be allowed. All compartment joints must be sealed after MIG or TIG welding. No Exceptions.

Does your bid comply with this requirement? Yes_____ No_____

7.19 Matte-Flex Protection

All exterior compartment floors will be covered with Matte-flex grated material to protect equipment and prevent premature wear and tear on either the floor or equipment stored within.

Does your bid comply with this requirement? Yes_____ No_____

7.20 Compartment Shelving

Outside compartment shall have the following minimum requirements:

(A) All shelving to be fabricated from .125" diamond-plate with retainer lips of 1" in height showing diamond-plate on exposed surface.

(B) Shelving to be supported by four (4) heavy duty angle brackets attached to four (4) full height formed vertical channel tracks (2 per side). Interior flanges of channel bracket to be serrated to insure positive locking of shelf position and prevent shakedown of shelving during transit under heavy loads. Shelves will be positioned as follows:

One (1) adjustable shelf located in compartment #2.

One (1) adjustable shelf located in compartment #4.

(C) Easy adjustment of shelf position to be accomplished by loosening four (4) bolts.

Does your bid comply with the requirements in lines "A" through "C"? Yes_____ No_____

7.21 Body Trim

The following fixtures shall be added to the module shell for body protection and enhanced appearance. All items to be constructed of a minimum .100" thick bright polished aluminum tread plate with a minimum alloy property of #3003. All trim shall be attached with stainless steel screws or bolts treated with ECK and shall consist of the following:

(A) Radius formed diamond-plate corner guards on all four corners with a minimum height of 10 inches.

(B) 2" high by 1" wide boxed rub rails with tapered, closed ends shall be installed at the bottom edge on each side of the body. Rub rails are to be bolted on for ease of replacement and shall be spaced away from body .125" to prevent forming a dirt trap.

(C) A diamond-plate liner shall fully encase all sides and bottom of the side step entrance well. Corner seams of this liner shall be MIG or TIG welded to insure a watertight, flushable-type stepwell.

(D) A full width rear diamond-plate kick plate shall be installed from the rear step to the bottom of the rear doors.

(E) An aluminum open grip strut step with individual diamond-plate end caps shall be installed at the rear loading doors. Step to be non-flexing and shall pivot upward by means of a full width stainless steel hinge. End cap pod framework to be constructed of 2" x 3" steel closed tube, corner braced and welded to chassis frame.

(F) An aluminum polished fender shall be installed at each modular wheel well opening. The flare shall provide additional body protection and shall be installed in such a manner as not to rub the rear tires.

(G) Extruded drip rails shall be installed above all exterior compartments. These drip rails shall be attached in such a manner to provide quick and easy replacement. They shall not be riveted, welded, or an integral part of the door frame extrusion.

(H) A recessed polished cast aluminum fill guard shall be installed at the gas fill opening in the street side of the module.

(I) To reduce the probability of corrosion and oxidation around the trim mounting points, each mounting area will be treated with ECK.

Does your bid comply with the requirements in lines "A" through "I"? Yes___ No___

7.22 Floor

The sub floor of module body shall be .125 inch 5052-H32 alloy rated aluminum securely welded to the wall structures and exterior compartments, *and completely sealed from outside elements.*

Does your bid comply with this requirement? Yes_____ No_____

Over the aluminum sub-floor there shall be a one-piece top floor of ¾" exterior-grade solid cross-band plywood. This shall be securely anchored to the sub-floor by #8 x 1.5" floor screws. The flooring shall extend the full length and width of the patient compartment, including the space under the cabinets.

Does your bid comply with this requirement? Yes_____ No_____

7.23 Floor Covering and Color

The floor covering shall be Lonplate II Gunmetal 424TX heavy duty flooring requiring a minimum of service yet completely water and detergent proof. This covering shall be of a color that matches and compliments the color scheme of the interior. The flooring shall extend the full length and width of the patient compartment and be rolled up the sides of the squad bench and street side cabinet 3 inches.

Does your bid comply with this requirement? Yes_____ No_____

7.24 Rear Bumper

The rear bumper framework shall be constructed of 2"x 3"x .1875" wall, 11 gauge steel tube. The framework shall be welded to the chassis frame. The outboard pods shall be covered with .100" diamond-plate and the center section shall incorporate a flip-up step of grated material.

Does your bid comply with this requirement? Yes_____ No_____

7.25 Stepwell (side door)

The curbside door stepwell shall be automatically lit when the side or rear doors are opened. The step-well shall be finished with highly polished aluminum diamond-plate.

Does your bid comply with this requirement? Yes_____ No_____

7.26 Front Wall Walk-Through

There shall be a walk through between the driver's and patient compartment. The modular body will be attached by bolting through the .125" aluminum body skin and the steel flange in the chassis cab wall. The body shall be attached to the cab using a minimum of twenty-four (24) ¼ - 20 zinc plated steel bolts, fender washers and nylon lock nuts. The front wall structure of the module shall be the .125" aluminum skin reinforced with 1"x 2"x .125" extruded aluminum tubing to provide a rigid connection between the cab-chassis and the module. Between the cab and body will be installed a one-piece automotive style closed cell bulb seal and an additional butyl rope style gasket to completely seal the cab to the modular body. The walk-thru opening shall be closed with a hinged wood door with Plexiglas window and positive latches to hold door in the open or closed position.

Does your bid comply with this requirement? Yes_____ No_____

7.27 Insulation

The entire ambulance body, sides, ends, and roof of the patient's compartment shall be insulated to meet or enhance the environmental criteria specified in Federal Specifications KKK-A-1822. The insulation shall have a minimum "R" factor of eleven (11). There shall be 3.5" inch, R11 fiberglass batten in the sidewalls and roof. The doors shall be insulated with at least 1.875" of plank foam. This insulation shall not interfere with the workings of the door latching hardware.

Does your bid comply with this requirement? Yes_____ No_____

7.28 Patient Compartment Sound Level

Sound levels within the patient compartment shall not exceed eighty (80) decibels in accordance with AMD Standard 006.

Does your bid comply with this requirement? Yes_____ No_____

7.29 Patient Compartment Carbon Monoxide Level

The ambulance modular body shall be constructed in such a manner as to provide a safe environment for patients and crew as pertains to the presence of carbon monoxide (CO). A CO level of not more than ten (10) PPM shall be attained in accordance with AMD Standard 007.

Does your bid comply with this requirement? Yes_____ No_____

8.0 PATIENT COMPARTMENT

8.1 Interior Surfaces

The interior of the patient compartment shall be free of all sharp projections. Exposed edges and corners shall be broken with a radius or chamfer. All hinges or supports for equipment and devices shall be mounted as flush as possible with the surrounding surface when not in use. Padding shall be placed at all head area obstructions, which may prove dangerous to persons moving about in the patient compartment. Other exposed edges shall be broken with a least .125" radius or chamfer and at least a .50" radius aluminum extrusion on exposed corners.

Does your bid comply with this requirement? Yes_____ No_____

The finish of the entire patient compartment, including storage cabinets and equipment, shall be impervious to soap and water, disinfectants, mildew and shall be fire resistant as per FMVSS 302. The color of the interior shall be chosen by this Agency from samples provided by the successful Bidder.

Does your bid comply with this requirement? Yes_____ No_____

8.2 Interior Storage Accommodations

The interior of the patient compartment shall provide but not be limited to a minimum volume of 50 cubic feet of enclosed storage cabinetry, compartment space and shelf space, which shall be conveniently located for medical supplies, devices or other equipment. All interior cabinets shall be fully lined inside with white laminate. Carpet or other linings are unacceptable. Refer to interior drawings at the conclusion of this text for detailed information as to cabinet size and location. Since this agency is very concerned about standardizing the location of various equipment and supplies, it is important that the interior layout be followed as closely as possible. Alternate or standard layouts may not meet the requirements of this agency and may be cause for rejection of the bid.

Does your bid comply with this requirement? Yes_____ No_____

8.3 Flooring/Recessed Toe Kick

Vinyl flooring will be Loncoin II Fleckstone material rolled up the sidewalls 3" and recessed to prevent fluid borne pathogen contamination.

Does your bid comply with this requirement? Yes_____ No_____

8.4 Location of Medical Equipment and Supplies

The equipment and supplies necessary for airway care, artificial ventilation, oxygenation and suction shall be within easy reach of the technician at the head of the stretcher.

Does your bid comply with this requirement? Yes_____ No_____

8.5 Storage Compartments and Cabinet Design

Storage cabinets, drawers and kits shall be easily opened, but shall not come open in transit. Where specified, the storage cabinets shall have shatterproof Plexiglas doors set in an extruded anodized aluminum frame. This frame shall encompass all four sides of the opening creating a "picture" frame appearance and will incorporate a replaceable felt track section. The Plexiglas used in these compartments shall be at least .1875" thick. Opening of the sliding doors shall be facilitated by full height, extruded aluminum handles affixed to one end of each Plexiglas door. See attached drawings. These dimensions are drawn for specific needs of Randolph County.

Does your bid comply with this requirement? Yes_____ No_____

Where specified there shall be adjustable shelves in the cabinets. These shelves shall be bolted to heavy-duty infinitely adjustable shelf track by aluminum angle brackets. The cabinets shall be of .75" inch exterior grade plywood, glued, screwed and stapled together and shall be covered on all surfaces and edges with high-pressure laminate. Cabinet latches, where specified, shall be positive closure latches. At least one compartment shall have a locking latch. This agency shall choose the color scheme from samples supplied by the successful Bidder. Fiberglass, metal, plastic or particleboard cabinet construction shall be unacceptable. These cabinets shall be firmly anchored (bolted) to the tapping plates found welded in the ambulance structure.

Does your bid comply with this requirement? Yes_____ No_____

8.6 Squad Bench

The squad bench shall be constructed of .75" inch exterior grade plywood and covered with high pressure laminate. The squad bench shall have a padded seat cushion covered with heavy-duty thermal-formed vinyl. This cushion shall be a minimum of 2 1/2" inches thick. The cushion shall provide a smooth surface for ease of cleaning and disinfecting. (**NOTE: "Hot Press" type pleating is UNACCEPTABLE.**)

(A) The squad bench lid is to be split with at least one (1) lid able to be operable, with an automatic hold open device. The squad bench is to have a full-length backrest covered with matching heavy-duty thermal-formed vinyl.

(B) There shall be three (3) sets of seat belts, with automotive-style retractors, on the bench so as to secure three persons seated or one patient on the secondary litter.

(C) There shall be a storage area beneath the seat, lined with laminate.

(D) There shall be a dual portable oxygen cylinder rack located at the head of the squad bench with access door at curbside entry door.

(E) There shall be two (2) six (6) point harness restraint systems.

Does your bid comply with the requirements in lines "A thru E"? Yes_____ No_____

8.7 Technician Seat

The technician seat shall be positioned so that the technician, when seated, is located at the head of the primary cot facing the patient. The technician seat will contain an integrated child safety seat. There shall be a minimum of 25 inches and a maximum of 30 inches clearance at floor level between the head of the cot and the technician seat backrest. The seat is to be an automotive style, high-backed, heavy-duty vinyl chair with fore and aft track adjustment. A technician's seat belt shall be provided with automotive style retractors.

Does your bid comply with this requirement? Yes _____ No _____

8.8 CPR Seat

There shall be a CPR seat per attached drawings that includes a six (6) point harness restraint system and includes storage under the seat.

Does your bid comply with this requirement? Yes _____ No _____

8.9 Ceiling Headliner

The ceiling headliner shall be foam padded upholstery material. The headliner shall have an access panel full length to facilitate repairs and maintenance of the main electrical wiring loom in the patient compartment. Hardened material headliners will not be considered due to increased risk of injury to crew.

Does your bid comply with this requirement? Yes _____ No _____

8.10 Stretcher:

The patient compartment shall be equipped with one (1) Ferno-Washington Blue Flex Stretcher - Model 35P with IV pole.

Does your bid comply with this requirement? Yes _____ No _____

8.11 Stretcher Mounting Device

A Ferno-Washington Model 175-4, two-position, removable stretcher retention system shall be provided and installed for a 35A cot. There will be 1/2" aluminum plates welded in the sub frame for tapping and securing of the stretcher mount. The installation shall conform to the requirements of AMD Standard 004.

Does your bid comply with this requirement? Yes _____ No _____

8.12 IV Hangers

There shall be two (2) CPI #2008 rubber fold down style brackets with Velcro retaining straps securely fastened to the headliner: (1) over the primary cot and (1) over the squad bench.

Does your bid comply with this requirement? Yes _____ No _____

8.13 Oxygen, Main Supply

The ambulance shall have a hospital type piped oxygen system capable of storing and supplying a minimum of 3000 liters of medical oxygen. The cylinder controls shall be accessible from inside the vehicle. The pressure gauge shall be visible through a Plexiglas access door. Oxygen shall be piped to a self-sealing duplex oxygen outlet station located in the action wall area of the patient compartment. Unless specified otherwise, the style of the outlets shall be standard Ohio.

Does your bid comply with this requirement? Yes_____ No_____

8.14 Oxygen Tank Retention System

A heavy-duty adjustable retaining system shall be supplied to secure an "H" or "M"-size oxygen cylinder. This retention system shall be installed and comply with AMD Standard 003.

Does your bid comply with this requirement? Yes_____ No_____

8.15 Suction Aspirator

The vehicle shall be equipped with an on-board aspirator, Rico Model RS-4X, with 1000ml disposable receptacle. Vacuum shall be provided by a 12-volt electric vacuum pump mounted in an outside compartment and controlled by a low voltage switch on the rear switch control panel. This switch shall be red in color and shall be connected to the electronic control module through a computer cable. The pump shall be mounted in a manner to reduce noise and vibration in the top front corner of streetside compartment #2.

Does your bid comply with this requirement? Yes_____ No_____

The suction aspirator system shall provide a free airflow of at least 20-LPM and achieve a minimum of 300 mm Hg Vacuum within four (4) seconds after the suction tube is clamped off. The system includes a vacuum control and shut-off valve for manual control of vacuum flow.

Does your bid comply with this requirement? Yes_____ No_____

8.16 Environmental Controls

The ambulance shall be equipped with an OEM factory installed heater and air conditioner in the driver's compartment. The ambulance manufacturer shall also install a combination rear air conditioning and heating unit in the patient compartment. The combination unit in the rear will have a rating of 35,000BTU heating and 32,000BTU cooling at a rate of 650CFM. Control of the temperature in the patient compartment shall be by a thermostat located near the rear switch control panel and by a fan-speed switch on the panel.

Does your bid comply with this requirement? Yes_____ No_____

This agency desires an overhead ducted heating and cooling system in the patient compartment with controls accessible to the ambulance technician. The air conditioner shall be capable of lowering the patient compartment ambient temperature from 35° C (95° F) to 26° C (78° F) within 30 minutes per KKK-A-1822. The heater shall be capable of raising the patient compartment ambient temperature from 0° C (32° F) to 20° C (68° F) within 30 minutes per KKK-A-1822.

Does your bid comply with this requirement? Yes_____ No_____

8.17 Antennas

There shall be one (1) RG58A-U antenna coax lead extending from the ceiling of the module and terminating behind the driver's seat in the cab. The antenna cable installation shall meet the requirements of paragraph 3.14.3 of Federal Specification KKK-A-1822E.

Does your bid comply with this requirement? Yes_____ No_____

8.18 Siren - Public Address System

The ambulance shall be equipped with a "**Hands-Free**" Whelen 295HFS dual tone remote amplifier electronic siren. The siren shall have silent testing and must be mounted in the front console. It shall also include a Howler function and include the additional Howler speaker. Functions of the siren shall include radio rebroadcast, PA, horn/siren operation, manual operation with push-button control, wail and yelp tones. The siren control head shall also indicate the function of each speaker and provide for manual adjustment of the microphone volume. Two (2) 100-watt Cast SA4319 speakers shall be installed through the front bumper of the vehicle. The speakers shall not protrude beyond the face of the bumper or bumper guards. The system as installed shall meet the minimum requirements of Federal Specification KKK-A-1822.

Does your bid comply with this requirement? Yes_____ No_____

9.0 ENVIRONMENTAL SYSTEMS

9.1 Driver's Compartment Environmental Equipment:

The driver's compartment shall be furnished with OEM hot water, fresh air, high capacity, heavy-duty heater with dual defrosters and dehumidifying air conditioning system. Systems shall provide outside air and variable mixtures as desired, circulating conditioned air through the compartment in compliance with environmental criteria specified herein.

Does your bid comply with this requirement? Yes _____ No _____

9.2 Patient Compartment Environmental Equipment:

This Agency is committed to keep our staff and patients safe by utilizing technology available in today's market place. Therefore, it shall be incumbent for all primary manufacturers to provide the maximum protection from airborne pathogens and eliminate obnoxious odors that can create discomfort for staff and patients. The patient compartment shall be heated and air conditioned by a filtered system that complies with the performance standards set forth in KKK-A-1822E. The air conditioning/heating unit shall be accessible for service through a "tilt-out" access panel in the dedicated environmental cabinet on the bulkhead. A thermostat and fan speed control shall be installed in the action area panel.

Does your bid comply with this requirement? Yes _____ No _____

9.2 Heating Criteria:

Heating shall meet the performance requirements of paragraph 3.13.4 of Federal Specification KKK-A-1822E.

Does your bid comply with this requirement? Yes _____ No _____

9.4 Air Conditioning Criteria:

Air-conditioning shall meet the performance requirements of paragraph 3.13.5 of Federal Specification KKK-A-1822E.

Does your bid comply with this requirement? Yes _____ No _____

9.5 Ventilation Criteria:

Ventilation system(s) of the driver and patient compartments shall provide complete change of ambient air within each compartment at least every two minutes with the vehicle stationary. Ventilation shall be separately controlled within each compartment. Fresh air intakes shall be located towards the front of the vehicle and exhaust vents shall be located on the upper rear of the vehicle. The patient compartment shall be ventilated by the air delivery system of the environmental equipment (heater – air conditioner) or by separate system(s) such as power intake, exhaust ventilator(s). External condenser shall be included to assist with cooling and shall be mounted at curbside step well.

Does your bid comply with this requirement? Yes _____ No _____

10.0 ADDITIONAL EQUIPMENT, ACCESSORIES and SUPPLIES

10.1 Clock:

A 8" diameter self contained clock shall be furnished and installed over the rear entry doors and shall be easily seen and read by the paramedic sitting in the front attendant's seat or the squad bench. Clock shall be a 12/24 hour design with a sweep second hand

Does your bid comply with this requirement? Yes _____ No _____

10.2 Rear LED Lights

In addition to clock, the area over the rear doors shall contain three (3) Whelen OS LED lights. The center light shall be red in color and activate with the vehicles brake lights. The outer lights shall be amber in color and shall be activated with the corresponding turn signal. These lights will inform occupants of the vehicles motion.

Does your bid comply with this requirement? Yes _____ No _____

10.3 Fire Extinguisher:

The vehicle shall be equipped with one (1) ABC dry chemical multipurpose Fire Extinguisher. The fire extinguisher must be, at a minimum, a 5 lb. unit in a quick release bracket.

Does your bid comply with this requirement? Yes _____ No _____

10.4 Overhead Grab Rail

One (1) 72"L x 1.25"D overhead grab rail shall be mounted on the ceiling above the primary patient. The grab rail must be rolled at each end with no protruding sharp edges. The grab rail shall be installed and perform in accordance with AMD Standard 008.

Does your bid comply with this requirement? Yes_____ No_____

10.5 Fasten Seat Belt Signs

Two (2) "Use of Seat Belt Required" signs will be provided. Signs are to be shipped loose.

Does your bid comply with this requirement? Yes_____ No_____

10.6 Decals

Decals – Star of Life and DOT package to be shipped loose. Install 32" roof star.

10.7 Drop Down Chains

Traction device "on spot" automatic tire chain with compressor and tank.

11.0 PAINTING PREPARATION, PAINTING, COLOR, and MARKERS

11.1 Color, Paint and Finish

Ambulance body and all attached equipment exterior surfaces, except polished metal parts, shall be thoroughly cleaned, treated, and coated with a firm primer and preservative with rust inhibiting properties. Ferrous metal interior surfaces shall be painted or, when not exposed for painting, shall be treated or coated to resist corrosion.

The ambulance shall be painted in accordance with KKK-A-1822 specifications for Preparation and Painting. Only a PPG Delfleet basecoat/clearcoat paint system will be used to paint the modular body. Prior to painting, the entire module shall be carefully ground to remove all welding slag and major scratches in the body surface and then be washed with DX330 wax and grease remover to remove all oil, dirt, and grease leftover from the manufacturing process. The entire Module will be sanded with 80 grit on a DA, body filled and re-sanded. Any pinholes will be filled with DF715 poly putty glaze coat, sanded smooth with 120-220 grit sandpaper, then rewashed with DX330 wax and grease remover. Next the module will be etched with (1) coat of a PPG mixture of F3963 and F3964 etch primer. Then, the unit will be primed with (2) heavy coats of a mixture of PPG F3980 and F3981 high build primer. After unit is dry, it will be sanded down with 320 grit sandpaper and any defects will be repaired at this time. The unit will then be seam sealed with 3M 8360 seam sealer, washed with DX330 wax and grease remover again and tacked off before painting. Module will be sealed with PPG 3985 white sealer, followed by 2 to 3 coats of Delfleet System basecoat and clearcoats. Unit will be baked and then buffed with the 3M Perfect-it II system.

The body shall be painted **WHITE** to match the chassis cab.

The body shall be painted 'off chassis' so that all exterior areas of the body shall be protected by paint, especially where the body meets the cab.

Units painted on the chassis, except for body stripes, shall **NOT BE ACCEPTABLE**.

All materials in the painting process must be rated as containing low V.O.C.'S making the process as environmentally friendly as possible.

An **ORANGE 3M REFLECTIVE** belt with **BLACK** pinstripe to match the County's existing fleet must be applied.

There shall be a chevron pattern in **ORANGE and WHITE** across the rear of the ambulance.

The final stage manufacturer's painted components shall have a paint film not less than 1.25 mils. thick and a minimum total thickness of 4 mils., including primers. The final film of painted surfaces shall be smooth and uniform, free of grit, streaks, blushing, runs, sagging, blisters, "fish-eyes", "orange peel", pinholes, or other surface irregularities.

Exterior finish paint shall not be required on the underbody and inside surface of the body skirting.

Does your bid comply with this requirement? Yes _____ No _____

11.2 Beltline Stripe

The ambulance shall have a solid uninterrupted non painted reflective **ORANGE** belt. The belt should be as close to parallel as possible with the road. A belt transition angle is acceptable to connect the module beltline stripe with the chassis stripe. The reflective **ORANGE** belt shall not be less than 10" wide, nor more than 12" wide and shall encircle the entire ambulance body at the belt line below the bottom edge of cab windows. The belt may exclude the front of the hood panel. The stripe shall be of reflective material. **ORANGE** belt color shall resemble Omaha **ORANGE**.

Does your bid comply with this requirement? Yes _____ No _____

11.3 A **BLACK**, non-reflective .250" pinstripe shall be applied to the edges of the reflective Omaha **ORANGE** beltline stripe.

Does your bid comply with this requirement? Yes _____ No _____

11.4 Color Standards and Tolerances

Color standards and tolerances shall be as required by paragraph 3.16.2.1 of Federal Specification KKK-A-1822E.

Does your bid comply with this requirement? Yes _____ No _____

11.5 Salt Spray Resistance

Salt spray resistance shall meet the requirements of paragraph 3.16.2.1 of Federal Specification KKK-A-1822E.

Does your bid comply with this requirement? Yes _____ No _____

11.6 Emblems and Markings

The material for the emblems and markings shall be applied using reflectorized material conforming to Federal Specification L-S-300, Type I, Class 1 or 3 reflectivity 1. The reflective color used shall be blue (color a) and white (color i) when applicable (KKK decal package). The emblems and markings shall be of the type, size, color, and location as follows:

Front The word "AMBULANCE", mirror imaged, shall be in block, blue, die cut style letters, not less than 10 cm (4 in.) high, centered above the grille, on the front roll of chassis hood with the placement of the word "AMBULANCE" on the curved surface of the hood. A "Star of Life" in 7.6 cm (3 in.), blue, die cut style, with a white border, conforming to Figure 4 (size A) shall be located both to the right and left of the word "AMBULANCE."

Side and Rear The word “AMBULANCE” shall be in block, blue, die cut style letters of not less than 15 cm (6 in.) in height, centered, with a white border, alongside or under the “Star of Life” on each side and rear of the vehicle body. A “Star of Life”, not less than 40.6 cm (16 in.), in blue, die cut style, with a white border, conforming to Figure 4 (size C), on the right and left side panels. A “Star of Life” emblem, size B, shall be provided on each rear door.

Top A “Star of Life”, of not less than 81 cm (32 in.) (size D) in blue, die cut style, conforming to Figure 4 (may be without the white Staff of Aesculapius), shall be provided on the ambulance rooftop.

NOTE: All emblems and markings, with the exception of the roof “Star of Life”, shall be furnished loose for future installation.

Does your bid comply with this requirement? Yes _____ No _____

11.7 Markings, Data Plates, Warranty Notice

Markings, data plates and warranty notice shall meet the requirements of paragraph 3.19 of Federal Specification KKK-A- 1822D or latest revision.

Does your bid comply with this requirement? Yes _____ No _____

12.0 QUALITY ASSURANCE PROVISIONS

12.1 Responsibility for Inspection and Tests:

The Bidder shall be responsible for the performance of all inspections and test requirements specified herein. The Bidder may use his own or any other facilities suitable for the pre-delivery and acceptance inspections unless disapproved by the Agency. The Agency reserves the right to perform any of the inspections and tests set forth in this specification where such inspections are deemed necessary to assure supplies and service conform to the specification and contract. The Bidder shall conform to the Agency's inspection representatives with instruments and all such assistance as may be required.

Does your bid comply with this requirement? Yes _____ No _____

13.0 TESTS

13.1 **Test Criteria:**

The Bidder is obligated to prove that the vehicle, ambulance components and equipment offered/provided meet or exceed the requirements of this specification and of compliance to Federal Ambulance Specification KKK-A-1822E and any of its amendments in effect at the time of this bid.

Does your bid comply with this requirement? Yes _____ No _____

- 13.2 Copies shall be provided with this bid of the test documents and a letter from the independent testing laboratory that performed the tests certifying that the following tests have been conducted and passed. Test documents or any source other than described above shall not be accepted. Failure to comply with these requirements shall be considered as non-responsive and will not be accepted. The certified tests are as follows and conform to the requirements of this specification and Federal Ambulance Specification KKK-A-1822E.

Does your bid comply with this requirement? Yes _____ No _____

- 13.3 The following performance tests on the ambulance items, systems, and equipment shall be submitted on the ambulance model bid. The complete test document from an independent testing laboratory shall be submitted with the bid proposal. The paragraph numbers referenced below are those of Federal Ambulance Specification KKK-A-1822E.

- A. Vehicle Physical Dimensions (3.4.11 through 3.4.11.6).
- B. Patient Compartment Interior Dimensions (3.10.4).
- C. Step well, Bumpers and Steps (3.10.12 and 3.9.6).
- D. Storage Compartment and Facilitation (3.11 through 3.11.2.1, 3.11.4 & 3.11.6).
- E. Ambulance Body and Patient Area (3.10.1 through 3.10.3, 3.10.6 through 3.10.8, 3.10.10 through 3.10.11, 3.10.3 through 3.10.16 and 3.9.9).
- F. Vehicle Weight Distribution (4.4.3 and 3.5 through 3.5.6 and 3.19)
- G. Water Spray Test (4.4.5).
- H. 115 VAC Utility Power (3.7.8 through 3.7.8.3).
- I. Electrical System Components (3.7.8. through 3.7.8.3, 3.7 through 3.7.5, 3.7.7 through 3.7.7.4, 3.7.9 through 3.7.11, 3.8.1, 3.8.4 and 3.8.50).
- J. Patient Compartment Illumination (3.8.5.1).
- K. Electrical Generating System (3.7.6 through 3.7.6.3 and AMD 05).
- L. Warning Lights and Siren System (3.8.2 through 3.8.4 and 3.14.6).
- M. Door Latches, Hinges and Hardware (3.10.9).
- N. Static Load Test (3.10.5 and AMD 001).
- O. Patient Compartment Interior Surfaces (3.10.17 and FMVSS 302).
- P. Oxygen System Test (4.4.6, 3.12.1 and 3.12.1.1).

- Q. Oxygen Cylinder Restraint Test (3.11.3 and AMD 003).
- R. Litter Fastener and Anchorage (3.11.7 and AMD 003).
- S. Suction Aspirator System (3.12.3 and 3.12.4).
- T. Heating Criteria (3.4.2, 3.7.9 through 3.7.11, 3.6.3.2, 3.13.1 through 3.13.7).
- U. Air Conditioning Criteria (3.4.2, 3.13.1, 3.13.5, 3.13.7, 3.6.4.5 through 3.6.4.5.1).
- V. Ventilation Criteria (3.13.6).
- W. Patient Compartment Sound Level (3.13.8 and AMD 006).
- X. Painting, Color and Markings (3.16 through 3.16.2 and 3.16.4).
- Y. Manuals and Handbooks (3.20 and 6.8).
- Z. Seat Belt Test (3.11.6).
- AA. Electromagnetic Radiation and Suppression (3.7.12).
- BB. Standard Miscellaneous Equipment (3.15.2).
- CC. Miscellaneous Equipment (3.7.5 and 3.9.5).

Does your bid comply with this requirement? Yes _____ No _____

14.0 REFERENCES AND STANDARDS

14.1 Owner's Manual:

Each vehicle shall be delivered with two (2) owner's manuals. The owner's manuals provided with each vehicle shall include at a minimum the following items:

1. Chassis warranty card and owner's information.
2. Extra set of keys
3. Module warranty
4. One year warranty/Unlimited miles
5. Three year electrical warranty
6. Care instructions
7. Climate control information and warranty
8. OEM Chassis manual
9. Electrical equipment amperage ratings
10. Wire coding list
11. Schematics for standard systems
 - Attendant's console
 - Dual battery system
 - Terminal boards (all)
 - Module harness routing
 - Driver's console
 - Climate control system
 - Sequencer
 - Load Manager
 - Auto Eject Shorelines
12. Operations manual
13. Schematics for individual operations
14. Warranty and parts list – siren, strobe, packs, console lights, etc.

Does your bid comply with this requirement? Yes _____ No _____

ANTI-COLLUSION AFFIDAVIT
STATE OF NORTH CAROLINA
RANDOLPH COUNTY

_____, being first duly sworn deposes and affirms that:

1. He is the _____ of _____ the bidder that has submitted the attached bid;
2. He is fully informed respecting the preparation and contents of the attached bid and of all pertinent circumstances respecting such bid;
3. Such bid is genuine and is not a collusive or sham bid;
4. Neither the said bidder, nor any of its officers, partners, owners agents, representatives, employees or parties in interest, including this affiant, has in any way colluded, conspired, connived or agreed, directly or indirectly, with any other bidder, firm or person to submit a collusive or sham bid in connection with the contract for which the attached bid has been submitted or to refrain from bidding in connection with such contract, or has in any manner, directly or indirectly sought by agreement or collusion or communication or conference with any other bidder, firm or person to fix any overhead, profit, or cost element of the bid price of any other bidder to secure through collusion, conspiracy, connivance or unlawful agreement any advantage against Randolph County, or any person interested in the proposed contract; and
5. The price or prices quoted in the attached bid are fair and proper and are not contained by any collusion, conspiracy, connivance or unlawful agreement on the part of the bidder or any of its agents, representatives, owners, employees, or parties, in interest, including this affiant.

_____ Title

_____ Signature

_____ Date

_____ Phone

_____ Email

(SEAL)

Subscribed and sworn to before me,
this the _____ day of _____, 20____.

Notary Public _____

County of _____, NC My Commission expires _____

BIDDER'S RESPONSE

Dear Sir:

Please acknowledge the receipt of this bid. Please indicate your intention and return this acknowledgment to this office.

YES: I will bid _____

NO: I will not bid _____

**RANDOLPH COUNTY
725 MCDOWELL ROAD
ASHEBORO, NC 27205
AUDREY ALEXANDER
PURCHASING OFFICER**

EMAIL: ahalexander@co.randolph.nc.us

**BID SPECIFICATION NO: 11-0420, TWO (2) TYPE III 2010 or newer AMBULANCES,
BID OPENING DATE:
MAY 26, 2011 at 11:00 A.M.**

COMPANY

STREET ADDRESS

CITY

STATE

ZIP CODE

TELEPHONE NO.

EMAIL ADDRESS

SIGNATURE

TITLE

BID FORM

BID NO. 11-0420

I, (We), the undersigned after reading and fully understanding the terms, conditions and specifications of Request for Bid No. 11-0420, agree to furnish a firm fixed price (excluding tax).

<u>ITEM NO.</u>	<u>DESCRIPTION</u>	<u>QTY.</u>	<u>UNIT COST</u>	<u>EXTENDED COST</u>
1.	Type III 2010 or Newer Ambulance	2	\$ _____	\$ _____
2.	Tax		\$ _____	\$ _____
GRAND TOTAL			\$ _____	\$ _____

Delivery Date: _____

COMPANY NAME: _____

ADDRESS: _____

CITY: _____ STATE: _____ ZIP CODE: _____

TELEPHONE: _____ FAX: _____

EMAIL ADDRESS: _____

PRINT NAME: _____

AUTHORIZED SIGNATURE: _____

RFB Items Check List


Please use the following bid checklist to ensure you are submitting a complete proposal. Please indicate where the information is located within your bid submission. Place this check list in the table of contents of your proposal.

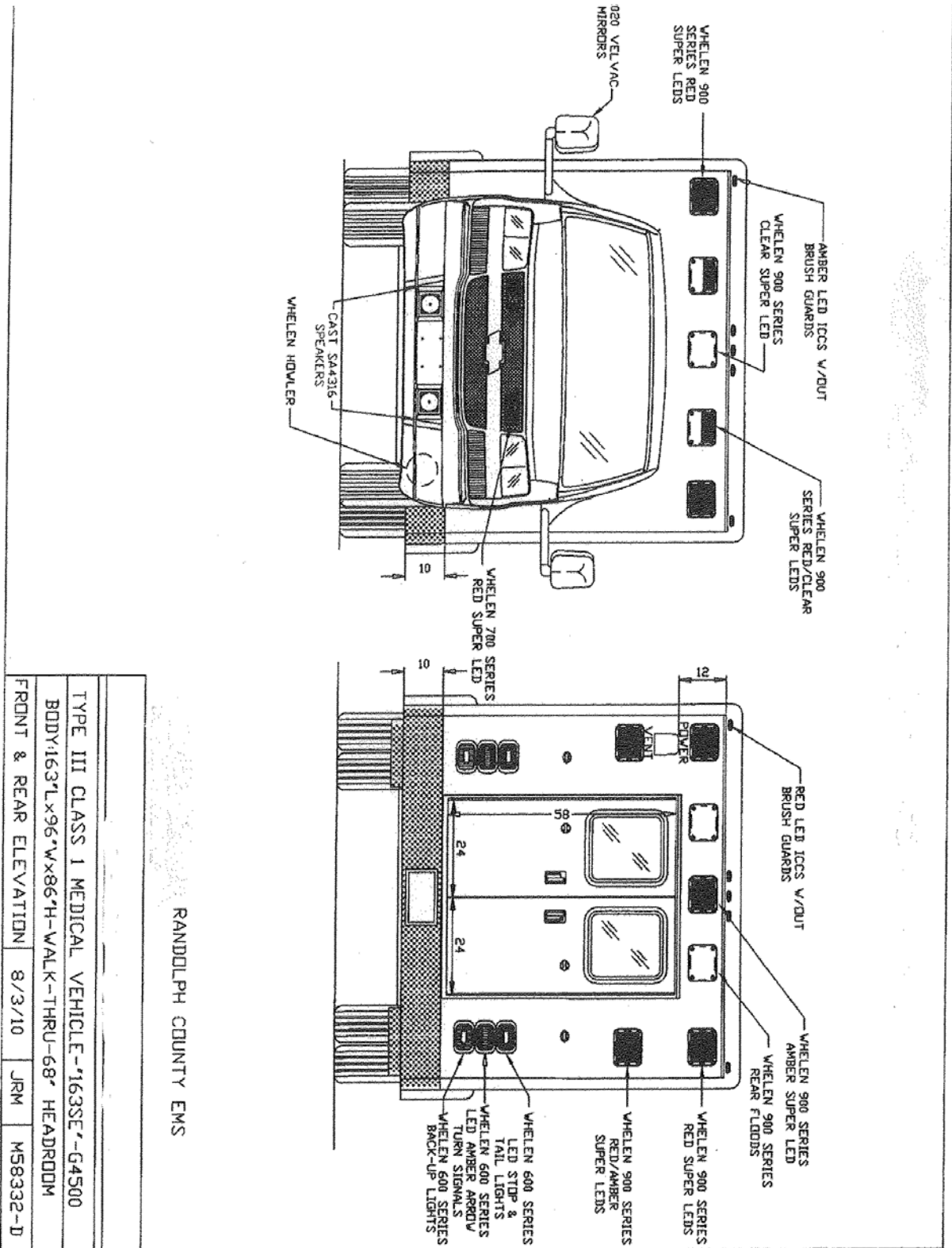
The following forms and items must be included in the RFB:

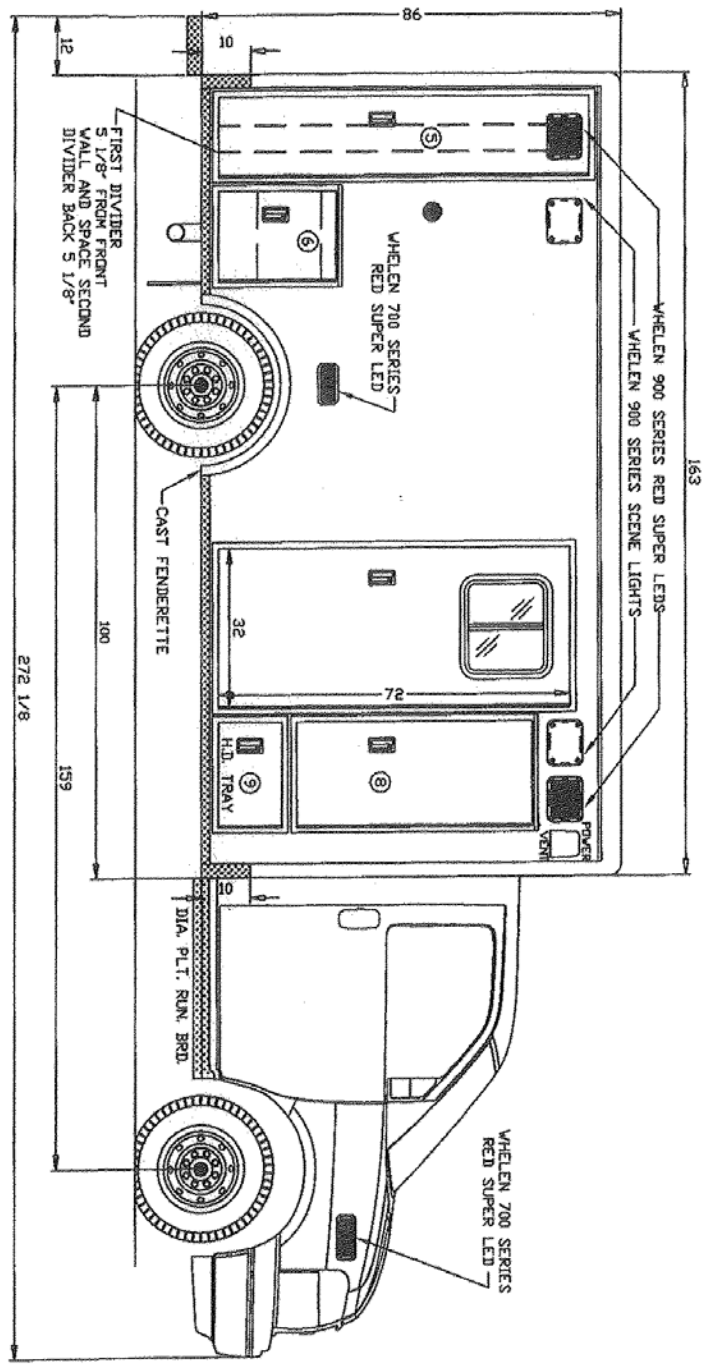
Section	RFB Item	Indicate “Included” or “Not Included”	Location- Tab Number
4.0 – 14.1	Completed response to specifications on Randolph County Specification Forms.		
3.7	Bid Form		
3.8	Exception Form		
3.15	(3) Complete sets of drawings, descriptive literature and complete specifications covering the products offered.		
3.19	Anti-Collusion Affidavit		
3.20	Warranty Statements		
6.9	Certification on Patient Compartment Illumination		
7.10	Mounting System Drawings		
13.2	KKK Statement of Certification – Signed -- Model Ambulance Requested		
	Brochures, catalogs, or pertinent literature where applicable.		

DRAWINGS --- SECTION REFERENCE

Drawings as referenced in the following sections:

- ◆ 7.17 --- Exterior
- ◆ 8.20 --- Interior
- ◆ 8.50 --- Storage Compartments
- ◆ 8.80 --- CPR Seat
- ◆ 11.1 ---
- ◆ 11.2 ---  Exterior Painting, Color and Striping
- ◆ 11.3 ---





COMPARTMENT SIZES INSIDE DIMENSIONS				DOOR SIZES		
ID	COMPART. TYPE	WIDTH	HEIGHT	DEPTH	WIDTH	HEIGHT
5	BACKBRD STOR.	16	76 3/4	19 3/4	16	76
6	GEN. STORAGE	19	24 3/4	19 3/4	18	24
8	INSIDE/OUTSIDE	22 1/2	53 1/2	33 1/2	21	48 1/4
9	BATT. COMPART	22	12	19 3/4	21	13

UNIT #12344-12345 RANDOLPH COUNTY EMS
 DEALER: SOUTH2

TYPE III CLASS I MEDICAL VEHICLE-163SE-G4500
 BODY 163"L x 96"W x 86"H - WALK-THRU-68' HEADROOM
 CURBSIDE ELEVATION 8/3/10 JRM MS8331-D

